

AUGUST ADVOCACY REPORT

2023



Campaign Overview

August Advocacy 2023

Each year, the National Association of Housing and Redevelopment Officials (NAHRO) launches an August Advocacy campaign to advocate for affordable housing and community development programs. During the campaign, send an advocacy letter from our Advocacy Action Center to speak up for your community.



2023 Letter Topics

- **Week 1:** Increase Housing Supply
- **Week 2:** Support Public Housing
- **Week 3:** Prevent and Reduce Homelessness
- **Week 4:** Increase Housing Voucher Effectiveness
- **Week 5:** Pass Responsible FY24 Spending Bill
- **Bonus Letter:** Government Shutdowns Hurt Federal Programs

Goal Breakdown

Goals



2,000
Participants



50,000
Letters



100
Site Visits

Results



2,499
Participants

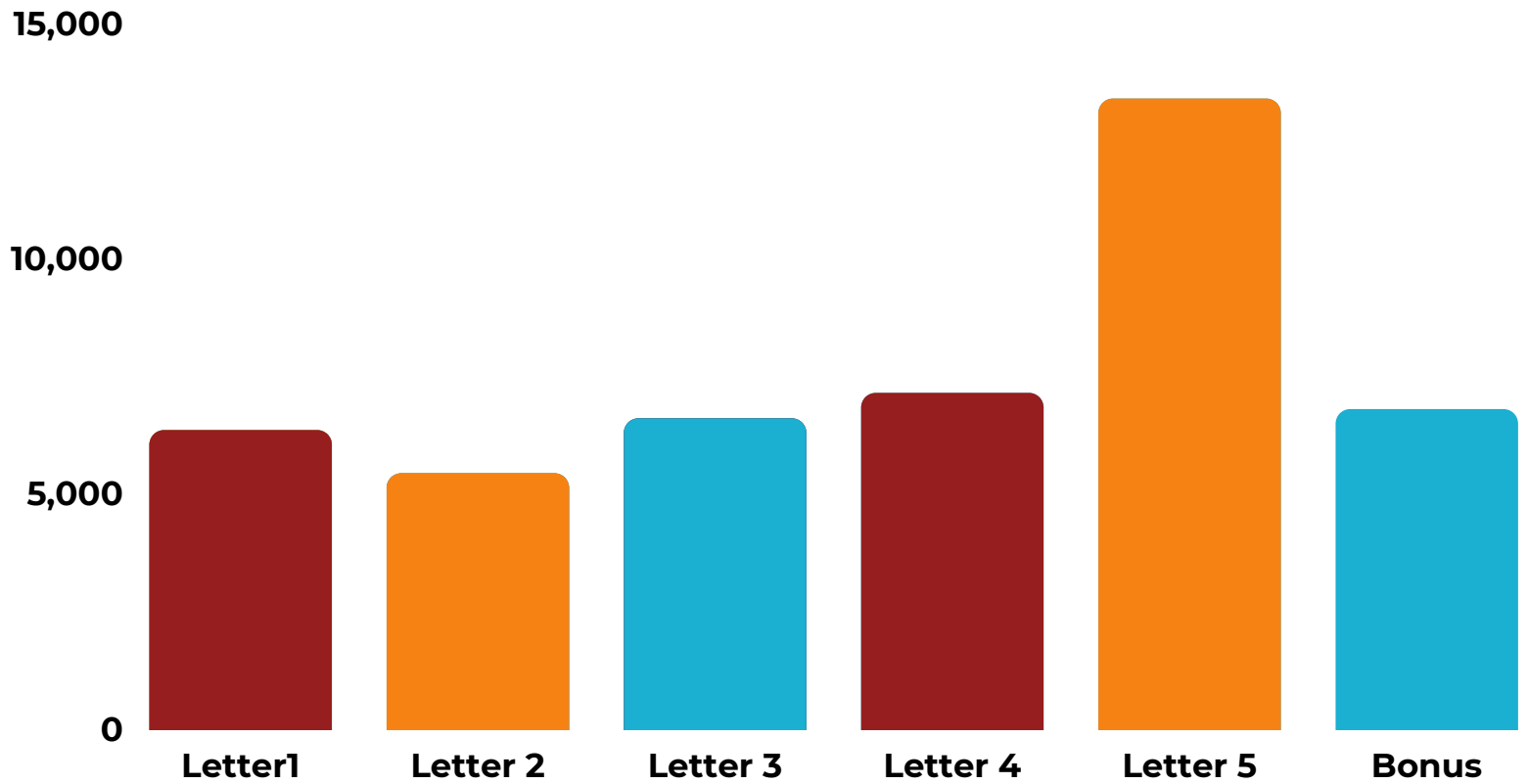


45,722
Letters



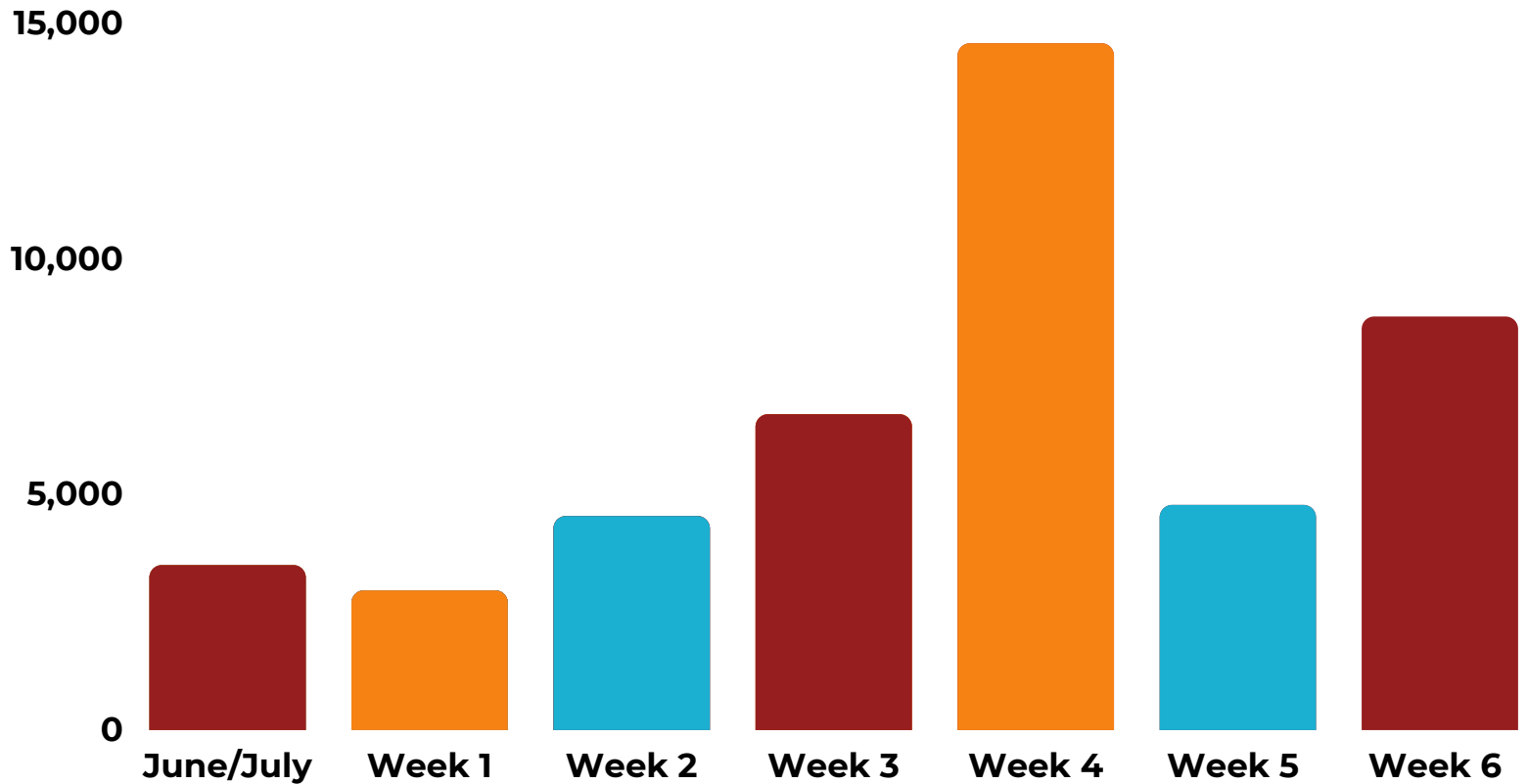
28
Site Visits

Letter Breakdown



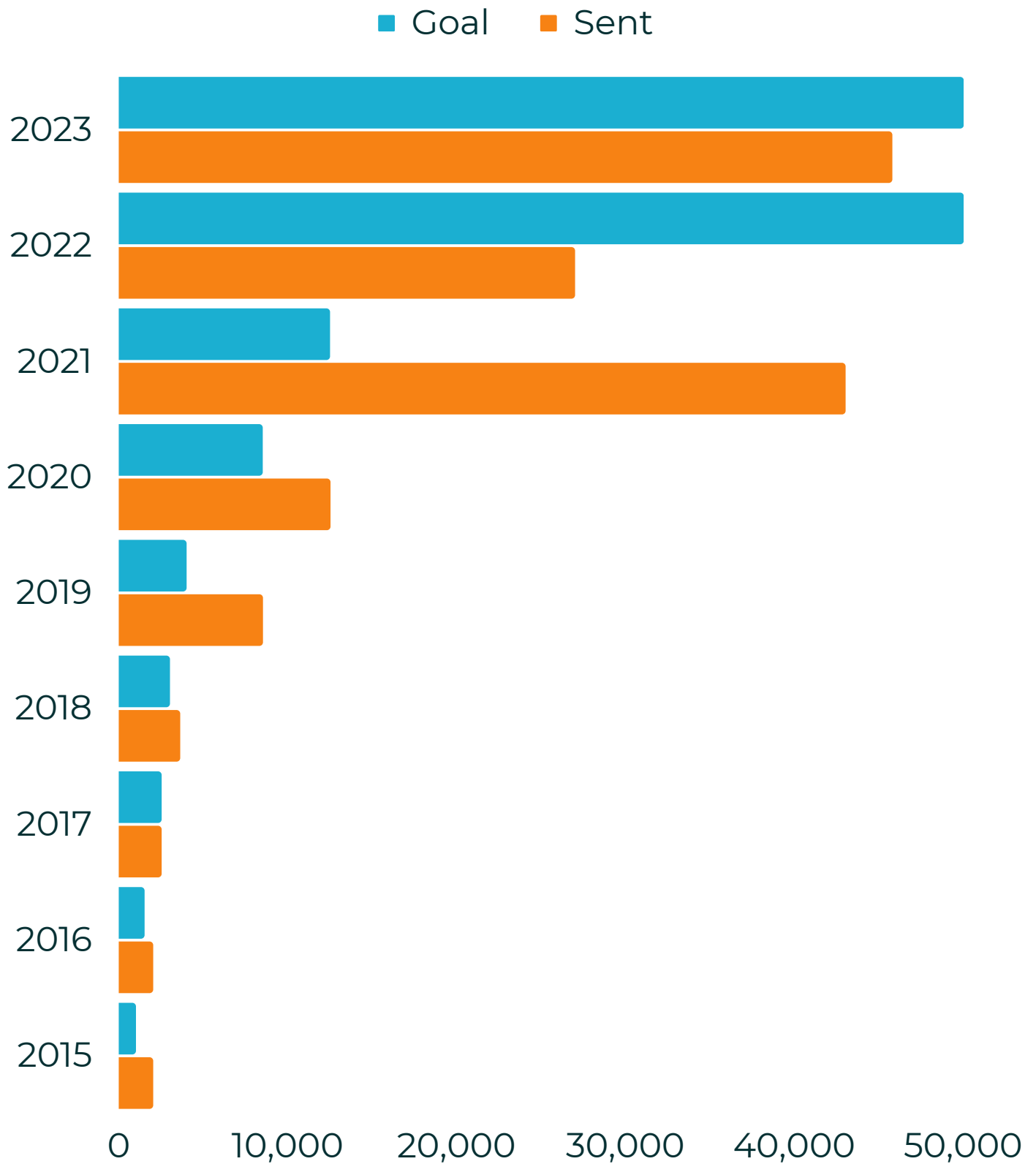
Letter #	Total Count
1	6,368
2	5,440
3	6,608
4	7,148
5	13,404
Bonus	6,804

Letters by Week

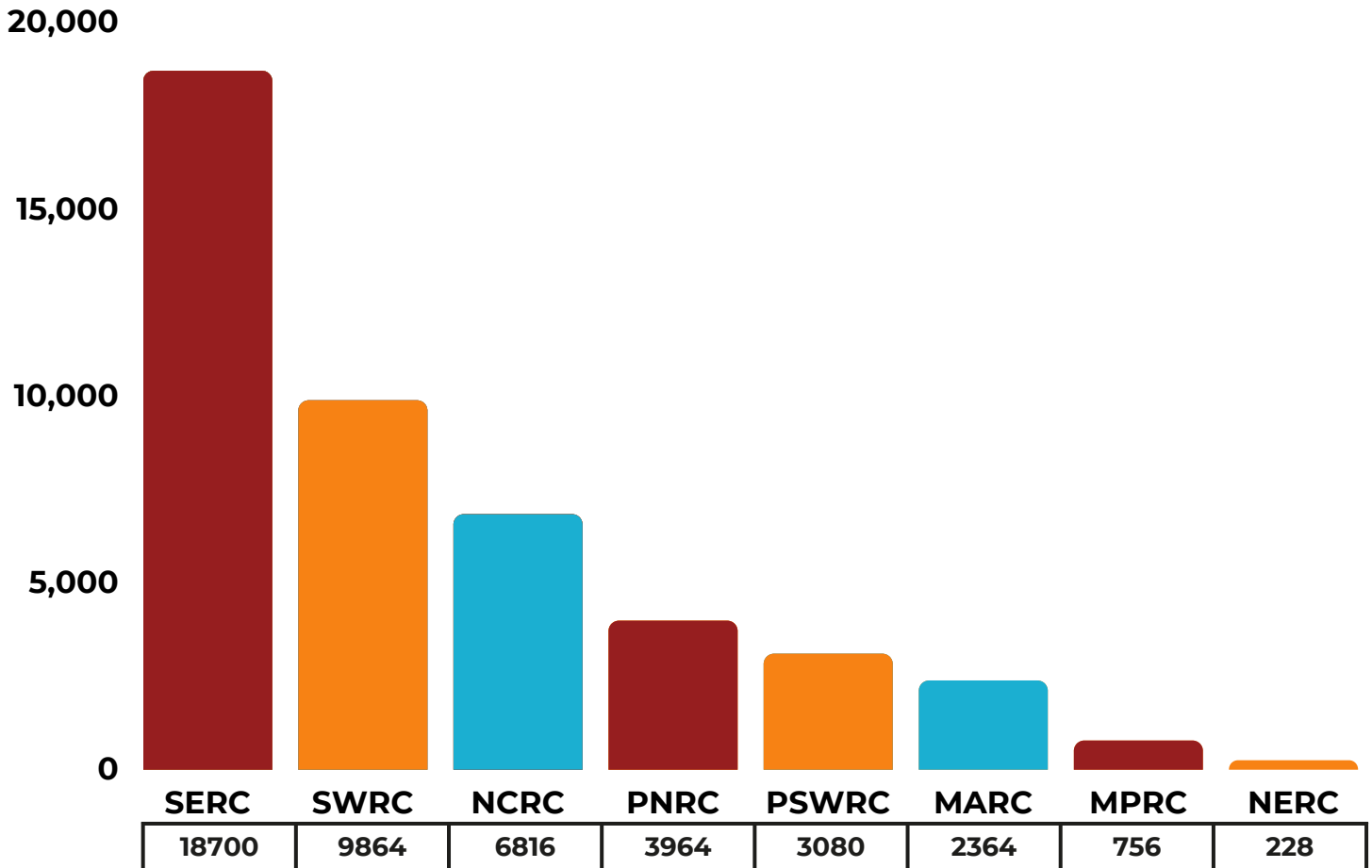


Dates	Total Count
June & July	3,496
Week 1 (August 1 - 7)	2,948
Week 2 (August 8 - 14)	4,528
Week 3 (August 15 - 21)	6,692
Week 4 (August 22 - 28)	14,576
Week 5 (August 29 - September 4)	4,764
Week 6 (September 5 - 12)	8,768

GOAL VS. LETTERS SENT PER YEAR



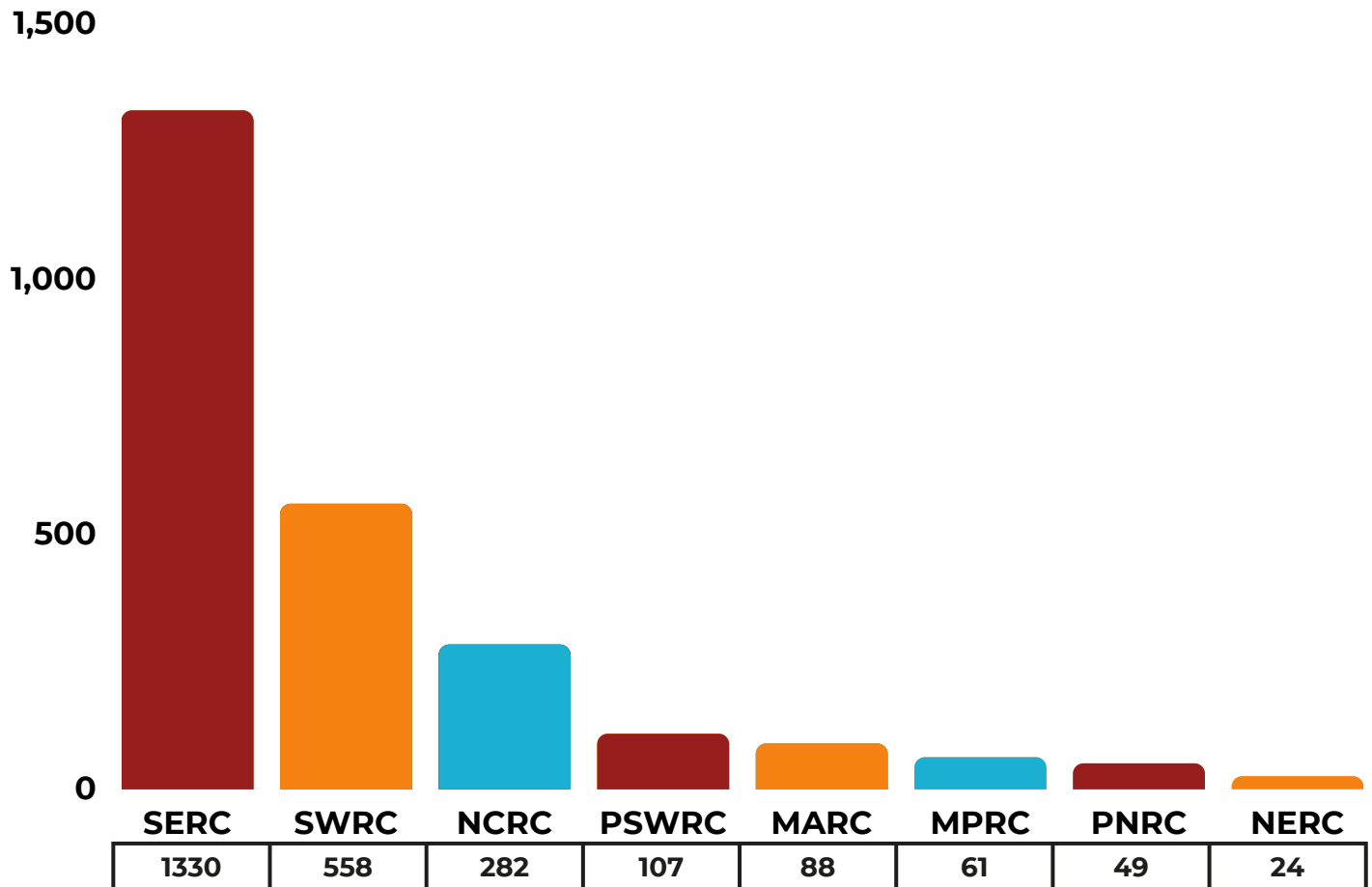
Regional Breakdown: Letters



SERC sent 40% of the total letters during this year's campaign

- The total number of letters **increased 69%** compared to 2022
- Some of the regions have fewer members than others, putting them at a slight disadvantage
- Out of SERC's 18,700 letters, **14,296 letters** (31% of total letters) were **sent from Columbia, SC**

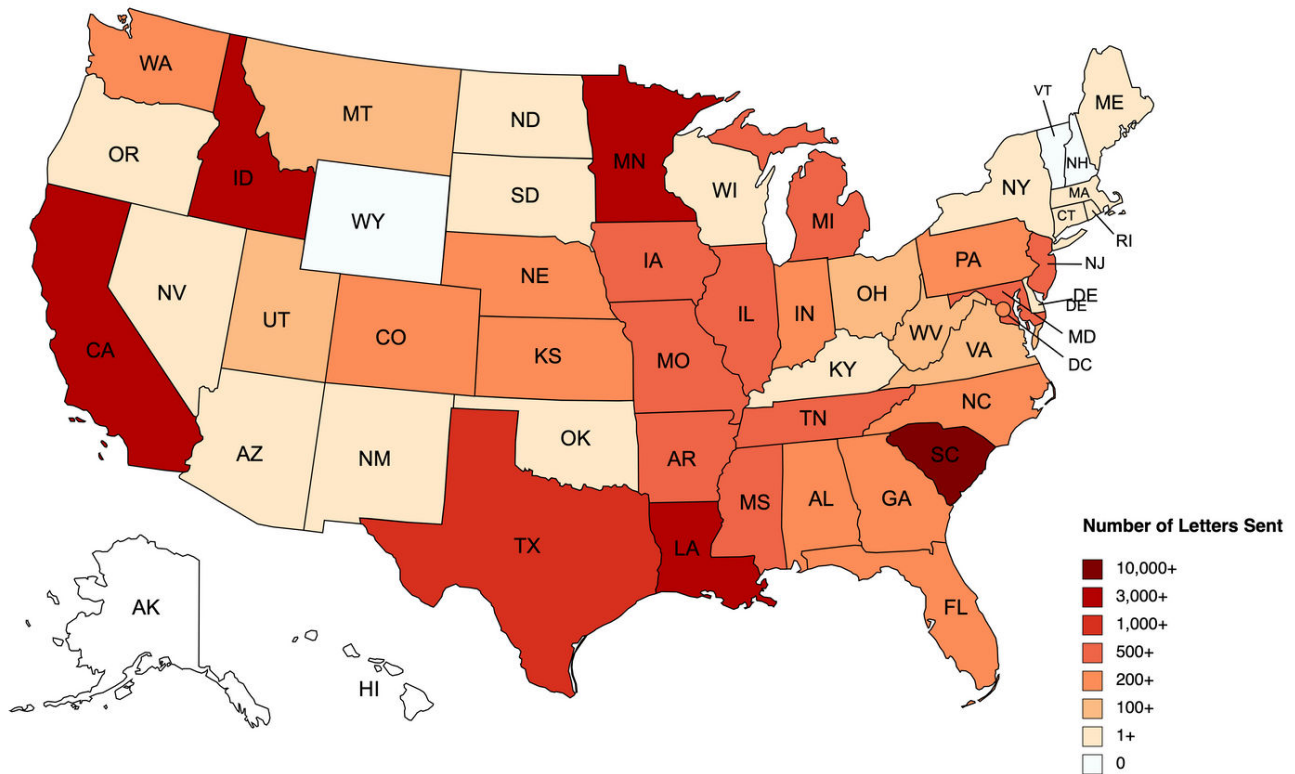
Regional Breakdown: Participants



53% of participants sent letters from the SERC region

- **SERC:** 14 letters/person
 - **SWRC:** 18 letters/person
 - **NCRC:** 24 letters/person
 - **PSWRC:** 28 letters/person
 - **PNRC:** 88 letters/person
 - **MARC:** 27 letters/person
 - **MPRC:** 12 letters/person
 - **NERC:** 9.5 letters/person
- The total number of participants **increased 141%** compared to 2022
 - Out of SERC's 1330 participants, **1050 participants** (42% of total participants) **sent letters from Columbia, SC**

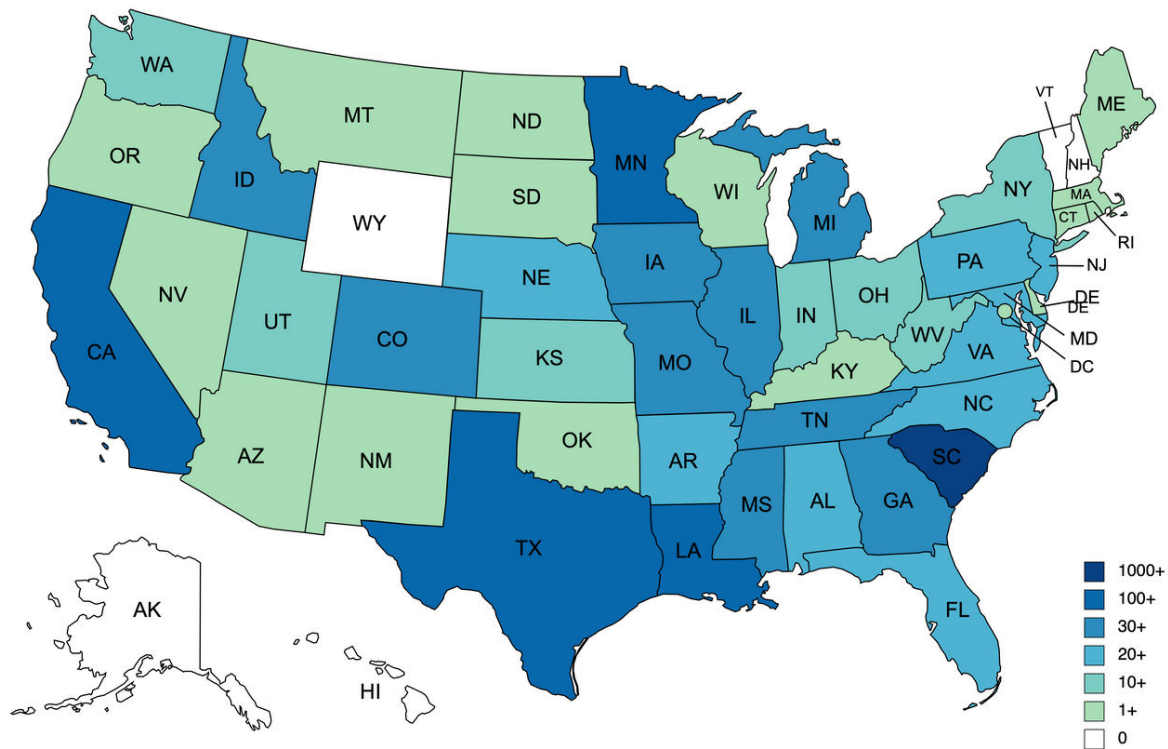
State Breakdown: Letters



Created with mapchart.net

• SC: 15,120	• IA: 708	• AL: 344	• OH: 100	• AZ: 24
• LA: 6,636	• IL: 700	• FL: 324	• CT: 92	• ME: 24
• MN: 3,744	• NJ: 672	• KS: 284	• NY: 88	• NV: 20
• ID: 3,720	• MO: 568	• NC: 284	• KY: 72	• DE: 16
• CA: 3,036	• AR: 532	• IN: 268	• OK: 64	• NM: 12
• TX: 1,768	• CO: 496	• WA: 216	• RI: 64	• SD: 8
• TN: 864	• GA: 488	• VA: 192	• MA: 48	• WY: 0
• MI: 848	• PA: 408	• WV: 172	• WI: 44	• AK: 0
• MS: 840	• NE: 404	• UT: 120	• ND: 32	• VT: 0
• MD: 784	• DC: 396	• MT: 100	• OR: 28	• HI: 0
				• NH: 0

State Breakdown: Participants



Created with mapchart.net

- **SC:** 1088
- **LA:** 373
- **MN:** 108
- **CA:** 104
- **TX:** 102
- **GA:** 48
- **IL:** 42
- **MI:** 39
- **CO:** 35
- **MO:** 35
- **MS:** 34
- **IA:** 32
- **TN:** 32
- **ID:** 30
- **AL:** 28
- **FL:** 28
- **NC:** 28
- **AR:** 27
- **NJ:** 26
- **NE:** 24
- **MD:** 22
- **VA:** 22
- **PA:** 21
- **IN:** 19
- **WA:** 15
- **WV:** 14
- **UT:** 13
- **KS:** 12
- **NY:** 11
- **OH:** 11
- **ND:** 3
- **AZ:** 2
- **NM:** 2
- **SD:** 2
- **DE:** 1
- **NV:** 1
- **WY:** 0
- **AK:** 0
- **VT:** 0
- **HI:** 0
- **NH:** 0
- **MA:** 9
- **KY:** 8
- **MT:** 8
- **RI:** 8
- **DC:** 7
- **OK:** 7
- **WI:** 7
- **CT:** 4
- **OR:** 4
- **ME:** 3

LegNet and BOG Participation

LegNet Participation



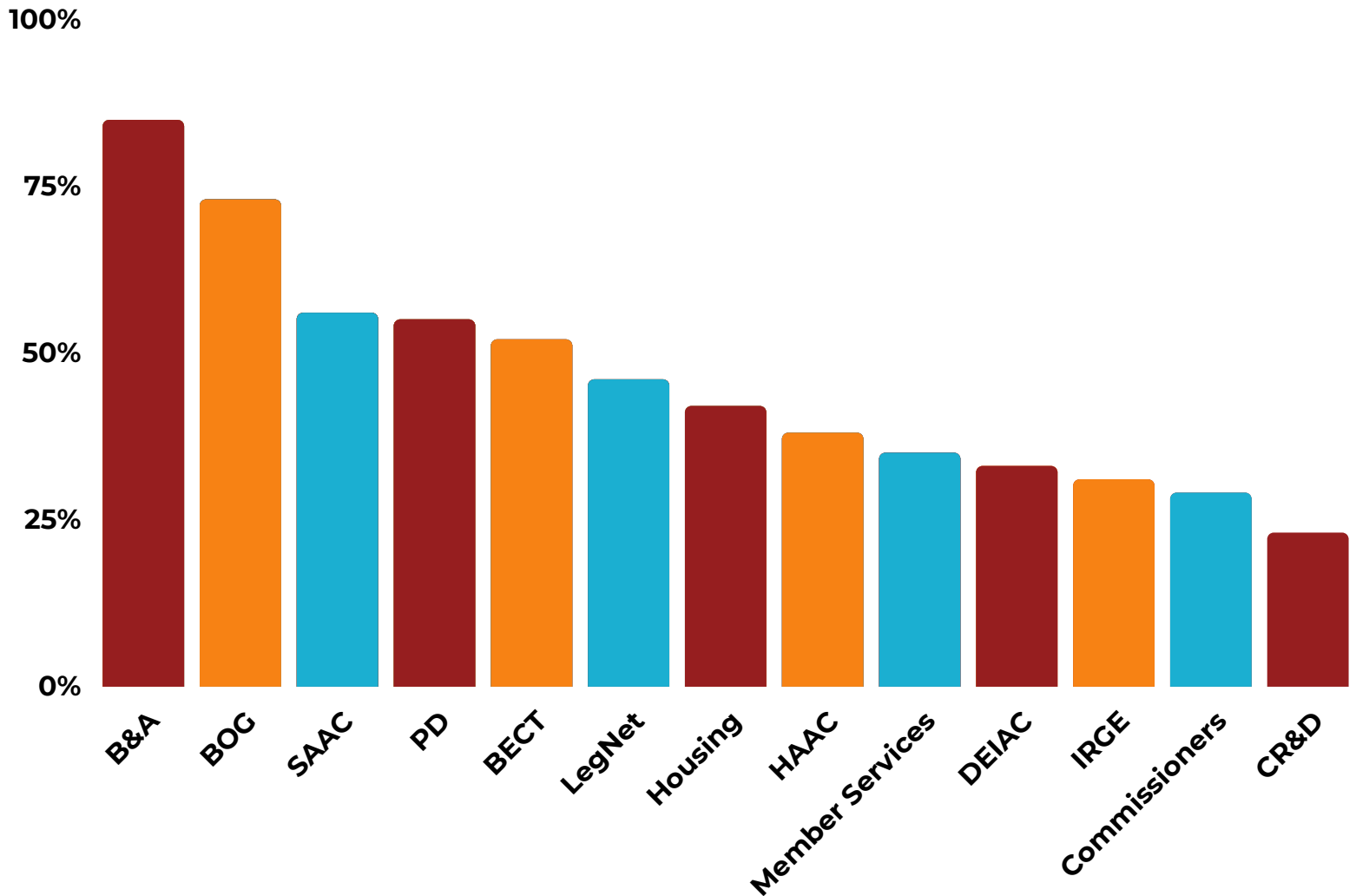
- **26 out of 56** LegNet members sent at least one letter
- LegNet members sent **1552 total letters**

BOG Participation



- **35 out of 48** BOG members sent at least one letter
- BOG members sent **2208 total letters**

Committee, BOG, and LegNet Participation



- **B&A:** 11/13 (85%)
- **BOG:** 35/48 (73%)
- **SAAC:** 14/25 (56%)
- **PD:** 18/33 (55%)
- **BECT:** 11/21 (52%)
- **LegNet:** 26/56 (46%)
- **Housing:** 15/36 (42%)
- **HAAC:** 5/13 (38%)
- **Member Services:** 13/37 (35%)
- **DEIAC:** 11/33 (33%)
- **IRGE:** 11/35 (31%)
- **Commissioners:** 10/34 (29%)
- **CR&D:** 8/35 (23%)