

NAHRO Commissioners Survey

5 responses

[Publish analytics](#)

Housing Authority (optional)

5 responses

Housing Connect - PHA for Salt Lake County, UT

Greenville Housing Commission

Fresno Housing

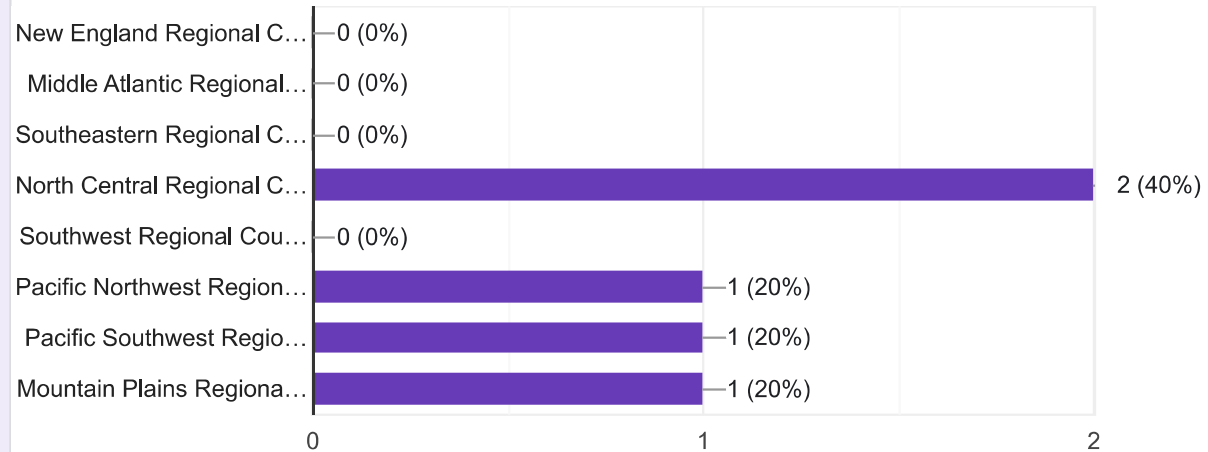
Housing Authority of the City of Santa Barbara

Winnebago County Housing Authority

Region

 Copy

5 responses



State

5 responses

Utah

Michigan

California

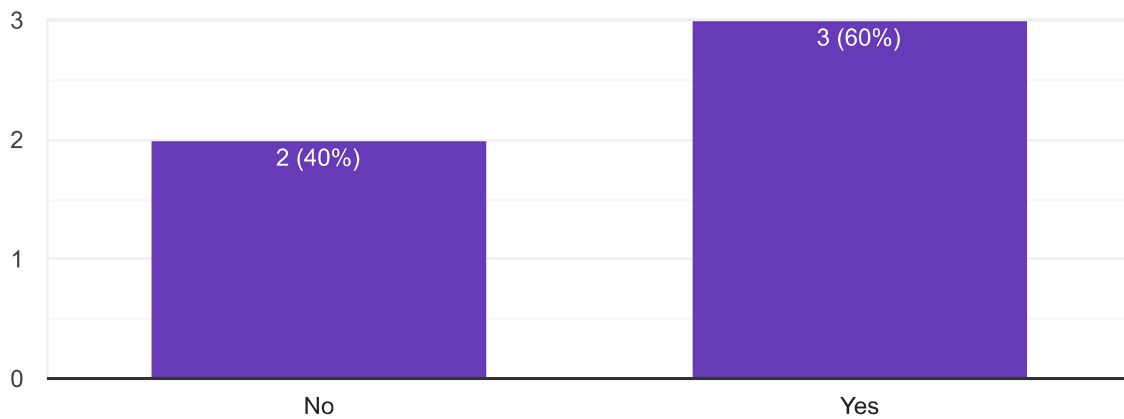
CA

Illinois


Does your Housing Authority have a committee or working group addressing diversity, equity, inclusion, access, and/or justice? (See NAHRO framework as an example at <https://www.nahro.org/resolution/diversity-policy-framework/>)



5 responses



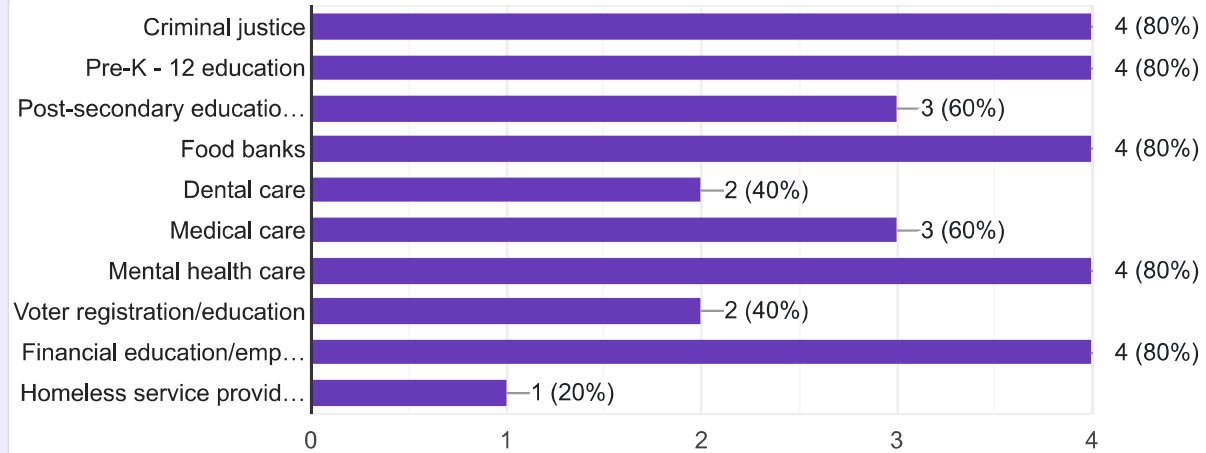
Non-traditional partnerships





Please indicate if your Housing Authority works with any of the non-traditional partners below (formal or informal relationship):

5 responses



If you indicated that your Housing Authority works with the criminal justice system above (whether formally or informally), please share how you work together. Ex: contract with local police dept. to patrol properties

4 responses

We contract with local police to patrol properties. We also have a contract with Salt Lake County to provide housing assistance to individuals in mental health or drug court.

Contract with the Fresno Police Department on Patrol of Housing Sites
Have an agreement with the Fresno county probation to assist with HCV for gang-related youth along with services performed by a community-based organization. This is in relation to a justice department grant submitted by the Fresno county probation department.

Our Housing Authority meets with the Police Chief typically on an annual basis and we work collaboratively with Beat Coordinators and Sergeants on any emerging safety concerns.

Vera Institute of Justice Opening Doors to Public Housing program; Illinois Reentry Council



If you indicated that your Housing Authority works with the pre-K - 12 educational system above (whether formally or informally), please share how you work together. Ex: Improved internet/digital access in low-income areas by providing hot spots/wifi for all residents

4 responses

We have a long history working with school districts and Headstart to enroll children.

We have an existing data sharing agreement to develop interventions for students living in our housing

We work only informally with our local school district, but we collaborate with other local educational partners, such as Partners in Education, First 5, the Public Library, and United Way, to create literacy-rich environments for Housing Authority youth, as well as to provide literacy development and digital access resources.

Connect Home Nation demonstration agency. Partner with Rockford Park District.

If you indicated that your Housing Authority works with the post-secondary educational system above (whether formally or informally), please share how you work together. Ex: children and heads of household/parents/guardians have access to educational opportunities and resources shared through written/mailed resident communications

2 responses

Our PHA works closely with Santa Barbara City College, including the SBCC Promise Program, to promote access to opportunities for a college education. We also work with Cal-SOAP and other partners on college readiness programs and activities.

Neighborhood Network programs.



If you indicated that your Housing Authority works with food banks above (whether formally or informally), please share how you work together. Ex: regular meal/grocery distribution at properties/community centers

5 responses

We regularly coordinate trips to the food bank and grocery store for our PSH clients.

Free commodities delivery - elderly/disabled residents

Residents have access to education opportunities to local university and community college systems. Additionally, we are working to partner with HBCUs as an additional education opportunity and experience.

We have an MOU with our local food bank. We host a monthly food distribution event that serves 200 families each month. We also operate an emergency food pantry out of our Resident Services department. Through our Family Resource Center we enroll qualifying families and seniors in CalFresh, and connect seniors or other vulnerable individuals with delivered meal programs when needed.

Regular Food Bank distribution.

If you indicated that your Housing Authority works with dental care providers above (whether formally or informally), please share how you work together. Ex: dental care providers host dental hygiene classes/events for families, children, adults

2 responses

We work closely with the Santa Barbara Neighborhood Clinic. They operate a low-cost dental clinic and they attend Senior and Family Resource Fairs hosted by our PHA. We connect HA families and seniors to their low-cost dental care programs and they provide programs like fluoride treatments at our family fairs.

Classes and onsite through OSF College of Nursing Students.



If you indicated that your Housing Authority works with medical care providers above (whether formally or informally), please share how you work together. Ex: medical care providers host health screening events and provide linkages to community clinics

3 responses

Staff work to provide on site screening events such as vaccinations or foot care clinics. Staff also assist with health care enrollment.

We work closely with a variety of healthcare partners, such as the Public Health Dept, SB Neighborhood Clinics, Doctors Without Walls, and Cottage Health, to host Covid and Influenza Vaccination Clinics at our properties. All of these agencies also provide health screening events as noted above, during Senior and/or Family Resource Fairs. We recently partnered with SB Neighborhood Clinics on a Senior Supportive Services Program which brought site-based health care services to our senior developments.

OSF College of Nursing. Telehealth Center.

If you indicated that your Housing Authority works with mental health care providers above (whether formally or informally), please share how you work together. Ex: mental health care providers make services available to residents through target population communications (seniors, families, formerly homeless, etc.)

4 responses

We have strong partnerships with mental health providers through mental health court. On-site staff and case manager refer to mental health providers regularly. We also have partnered with behavioral health providers to develop PSH.

We have several housing developments specifically for those with mental health issues. Mental health services for these individuals are performed by the Fresno County Department of Behavioral Health.

We work closely with the Dept of Behavioral Wellness (BeWell) and have staff participate as board members of the Behavioral Wellness Commission. We hold ongoing meetings with BeWell and HA staff to discuss systems questions or to case conference challenging client situations. We also work very closely with BeWell's contracted partners, such as PathPoint and Family Service Agency (FSA). We have a direct contract with FSA to administer our field-based Supportive Services Program, which offers clinical case management and service coordination services. We contract with homeless service providers to deliver site-based behavioral health services at our Permanent Supportive Housing developments.

NAMI, RAMP and Rosecrance provide onsite and referral services.



If you indicated that your Housing Authority works with voter registration/education partners above (whether formally or informally), please share how you work together. Ex: league of voters host voter registration events and make debates among candidates available to residents

2 responses

We have partnered with the League of Women Voters to host "Bring the Vote Home" events, which have been focused on increasing voter registration among Housing Authority households.

Onsite voting registration and onsite voting.

If you indicated that your Housing Authority works with financial education/empowerment and economic stability partners above (whether formally or informally), please share how you work together. Ex: banks host financial literacy workshops through Family Self-Sufficiency/Program Coordinating Committee

4 responses

We work with banks to provide financial literacy through FSS.

We have partnership with community based organization that performs financial literacy with Fresno Housing residents.

Financial coaching: Your Money Your Goals (BCFP)

HUD certified Housing Counseling

-Self-Help Enterprise

-CHC- Community Housing Counseling

-FIRM- Fresno Interdenominational Refugee Ministries

Remax & Guild Mortgage- homeownership and soft credit checks

We collaborate with a variety of financial education and economic stability partners. Currently, we are partnering with Womens Economic Ventures (WEV) to host Financial Literacy Workshops for participating Family Self-Sufficiency families. Both WEV, as well as a number of banks/financial institutions sit on our FSS Program Coordinating Committee. We collaborate with our banking partners on grants that will support our clients and bring about greater resources. One of our banking partners also hosts Financial Literacy workshops at some of our senior sites.

Family Self-Sufficiency and Resident Supportive services financial programs.



If you indicated that your Housing Authority works with another non-traditional partner (whether formally or informally), please share how you work together. Ex: non-profit coordinates "pen pal" program between senior residents and local college students

2 responses

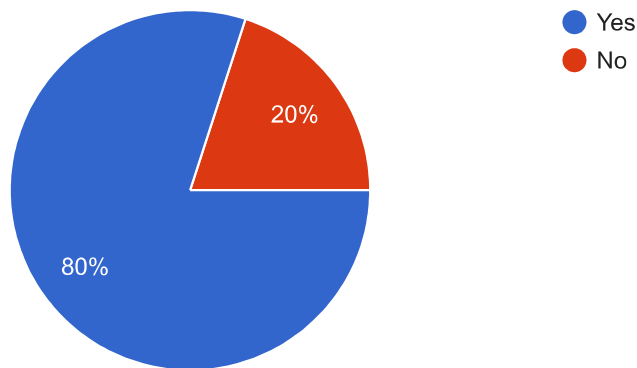
We have formal partnerships with homeless service providers to offer housing through the continuum of care. We also work with Aging Services to provide access recreational and social programs.

We are currently engaging with Westmont College to bring volunteers on board to provide activities and support at our permanent supportive housing sites.

Does your Housing Authority have an active Family Self-Sufficiency program?



5 responses



How does your Family Self-Sufficiency program work to increase residents' earned income and reduce their dependency on human services assistance and rental subsidies?

4 responses

Yes

Provides a wide range of supportive services and coaching to meet the needs of each family including referrals and resources.

-Program coordinator meets with families monthly to provide one on one coaching and needs assessment for barriers

-Workforce Development pilot to assist families with employment training and basic soft skills

-Financial coaching and workshops to build knowledge and skills


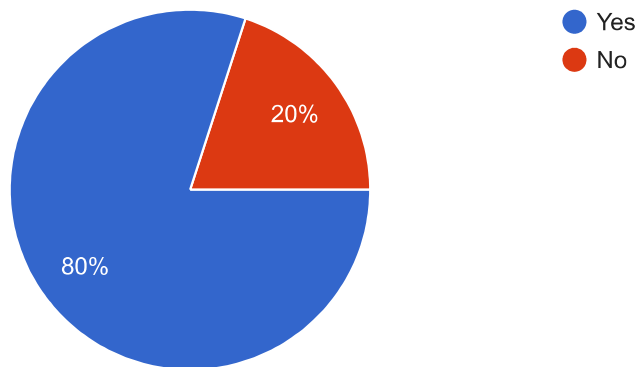
There are a number of ways in which our FSS program works to increase residents' income and reduce dependency on public assistance. Our FSS Coordinator meets with families regularly to provide intensive case management and guidance. We strongly encourage all FSS families to complete our Financial Literacy Workshops. We provide small grants to fund needs centered around employment and vocational needs (i.e. laptops, uniforms, text books and related fees). We send quarterly e-newsletters to FSS participants so that they are consistently made aware of new resources and programs.

Develop employment and education programs.

Does your Housing Authority have an active Program Coordinating Committee?



5 responses



How does your Program Coordinating Committee program work to secure commitments of public and private resources for the operation of the FSS program?

3 responses

Yes

Fortunately, we have an active PCC that represents a variety of organizations and businesses. Through our quarterly meetings with the PCC, resources and funding opportunities are consistently being shared. We look to receive donations (including in-kind donations) to support program expenses, as well as grants whenever possible to support the needs of FSS program participants. For example, one of our banking partners provides us with a grant each year to host our annual Tools for School event, which provides HA families with free school supplies and other resources.

Monthly meeting to coordinate programs for residents.

Resident demographics

Gender identity: number of Female residents

5 responses

PH 887 VCP 2258 Data for head of household only

76

22,210

3022

1047 Head of Household



Gender identity: number of Male residents

5 responses

PH 727 VCP 1154 Data for head of household only

43

15,275

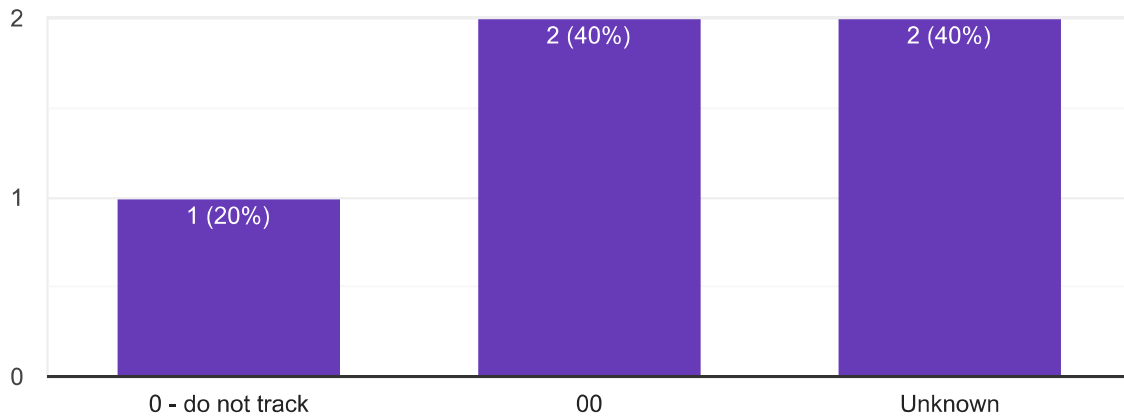
2271

425 Head of Household

Gender identity: number of Trans Female (MTF or Male to Female) residents



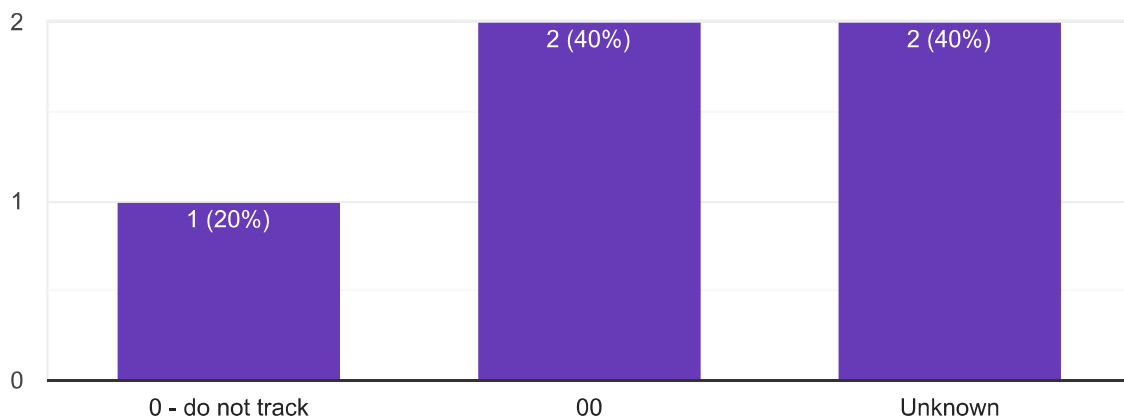
5 responses



Gender identity: number of Trans Male (FTM or Female to Male) residents



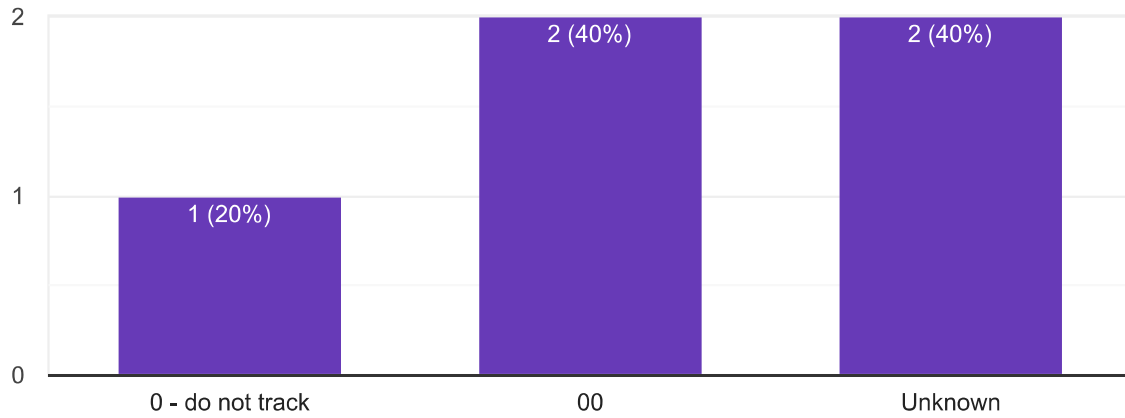
5 responses



Gender identity: number of Gender Non-Conforming (i.e. not exclusively male or female) residents



5 responses



Gender identity: number of Unknown/Other residents

5 responses

00

0

7

0 - do not track

Unknown

Ethnicity: number of Non-Hispanic/Non-Latino residents

5 responses

PH 1265 VCP 2893 Data for head of household only

144

15,627

2354

1435



Ethnicity: number of Hispanic/Latino residents

5 responses

PH 235 VCP 519 Data for head of household only

2

21,516

2945

37

Race: number of American Indian or Alaska Native residents

5 responses

PH 32 VCP 79 Data for head of household only

1

622

119

5

Race: number of Asian residents

5 responses

PH 69 VCP 148 Data for head of household only

0

2,701

72

5



Race: number of Black or African American residents

5 responses

PH 198 VCP 427 Data for head of household only

19

9,213

231

861

Race: number of Native Hawaiian or Other Pacific Islander residents

5 responses

PH 24 VCP 36 Data for head of household only

0

118

35

5

Race: number of White residents

5 responses


PH 1172 VCP 2722 Data for head of household only

Not collected in system

23,196

4817

597



Race: number of residents with multiple races

5 responses

00

unkmown

726

0 - do not track

Unknown

Race: number of Unknown/Other residents

5 responses

00

15

916

19

0

Number of residents who qualify for disability benefits.

5 responses

PH 830

69

Individuals receiving SSI 1,072 / Individuals marked as disabled 6,491

0 - do not track

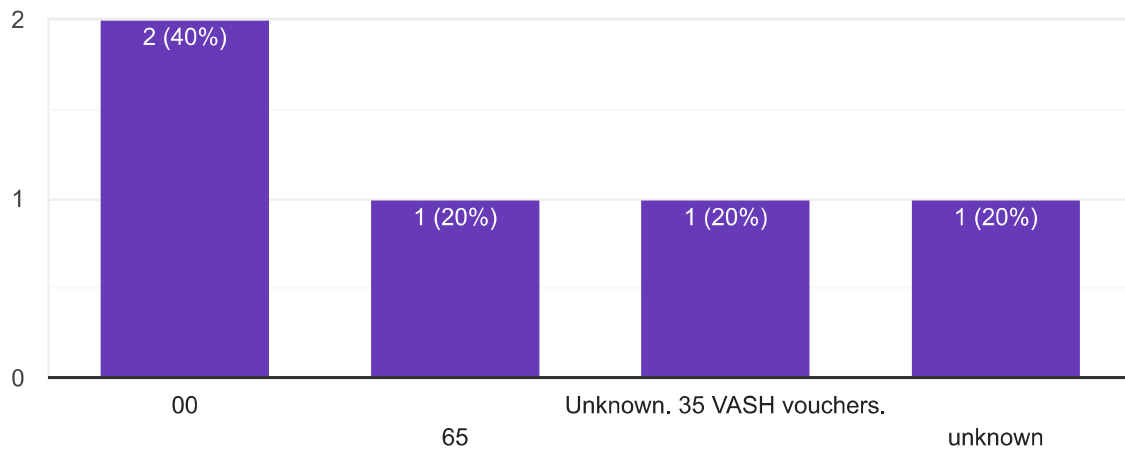
694



Number of residents who are Veterans.



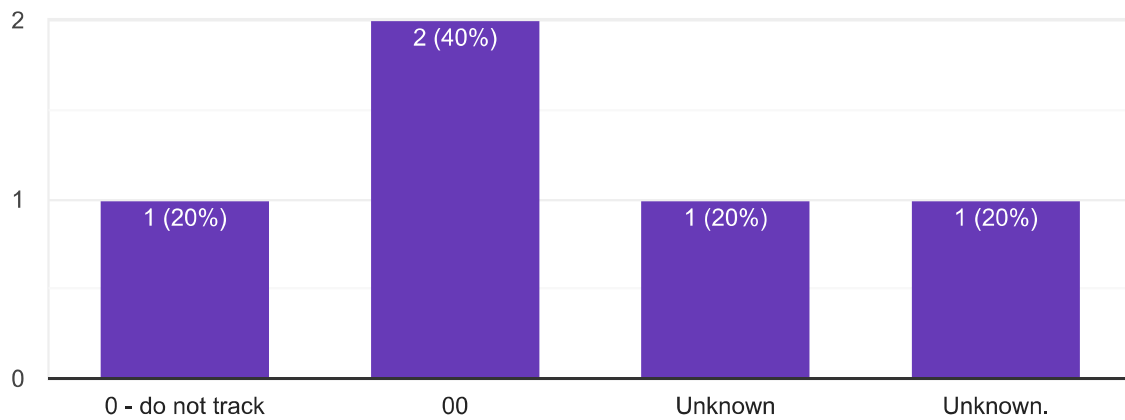
5 responses



Number of residents who identify as LGBTQ+



5 responses



Age: number of residents age 0-5

5 responses

00

Included in 6-17 (not tracked under 18

4,163

229

1114 0-18



Age: number of residents age 6-17

5 responses

00

70

12,985

1013

1114 0-18

Age: number of residents age 18-50

5 responses

00

79

13,576

1693

1033 Head of Household

Age: number of residents age 51-61

5 responses

00

26

3,083

660

338 Head of Household



Age: number of residents age 62-82

5 responses

00

36

3,428

1487

339 HOH 63 and over.

Age: number of residents age 83+

5 responses

00

5

257

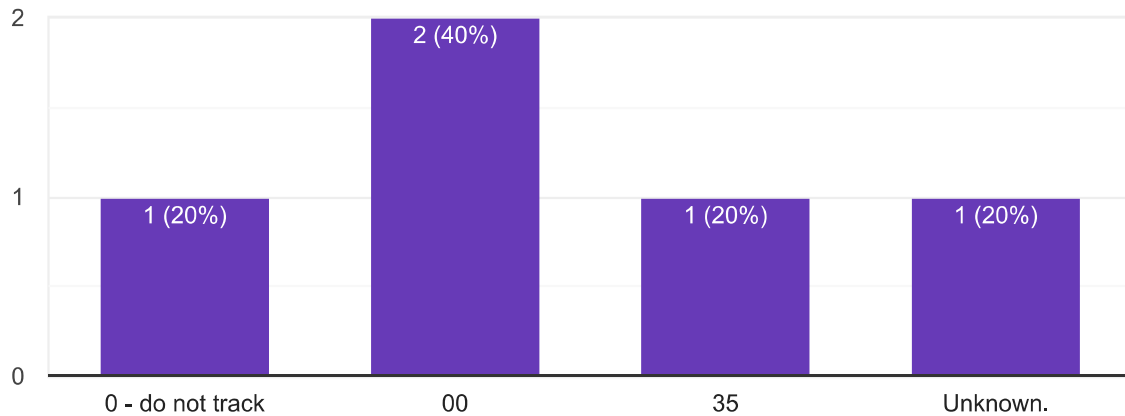
217

Unknown.

Employment: Number of residents who work Full Time



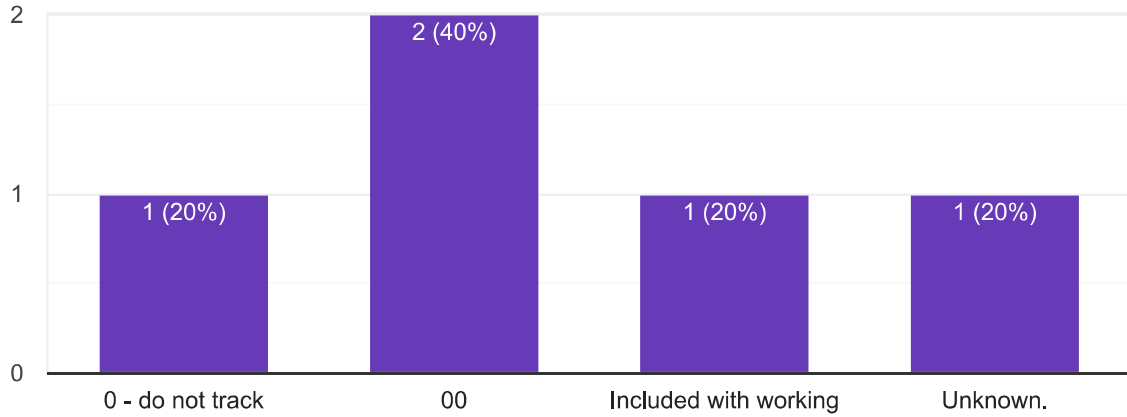
5 responses



Employment: Number of residents who work Part Time



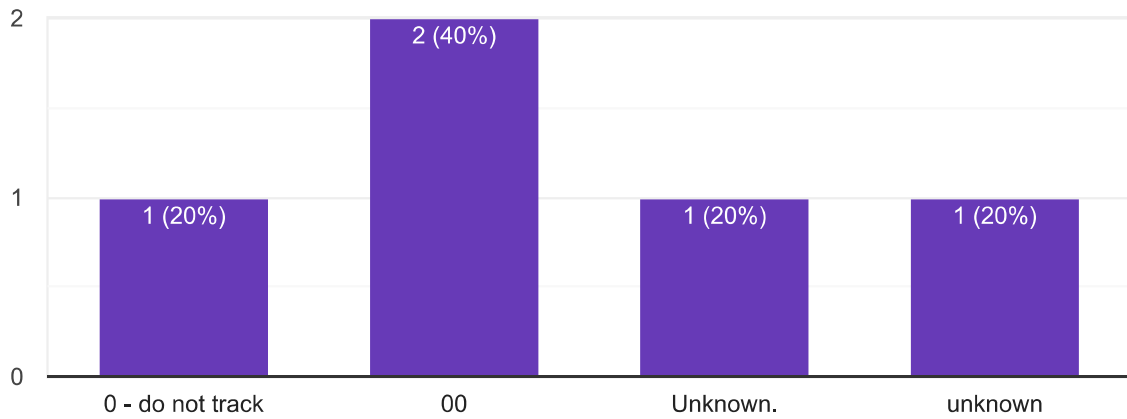
5 responses



Education: Number of residents who completed secondary education (high school)



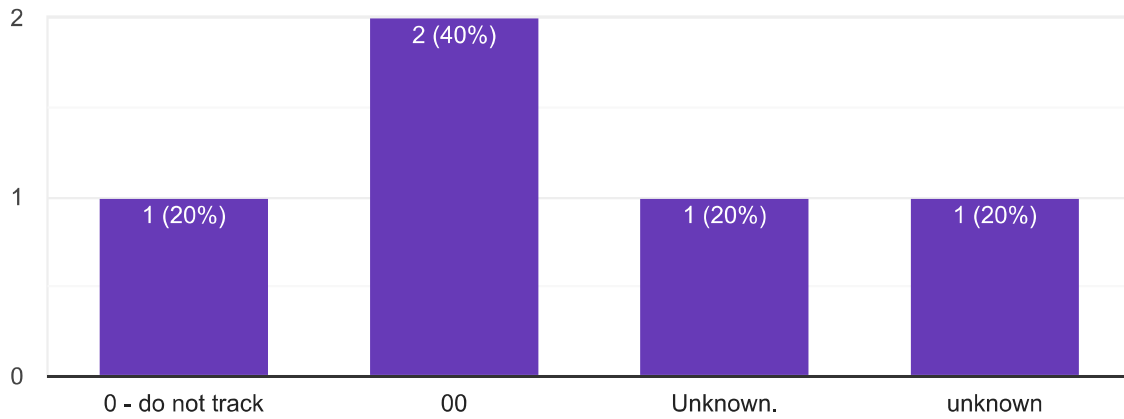
5 responses



Education: Number of residents who completed some post-secondary education (e.g. vocational school, career technical such as automotive, medical, cosmetology, etc.)




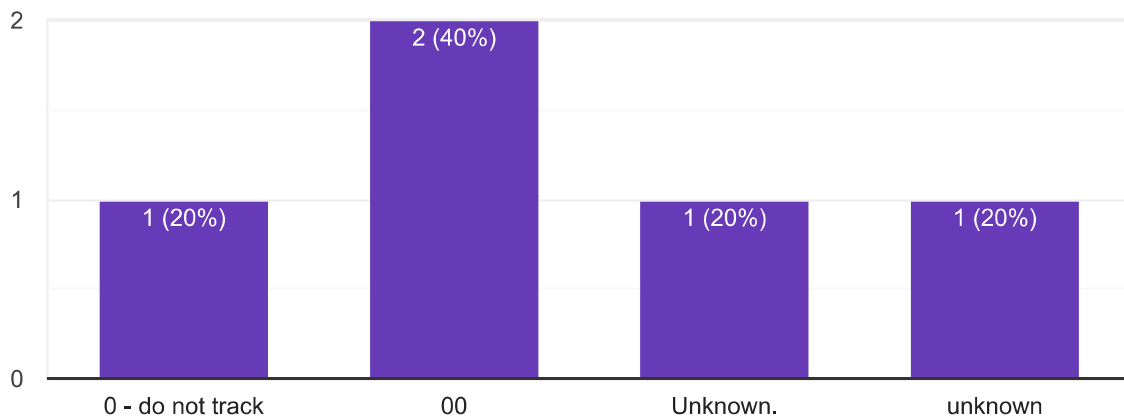
5 responses



Education: Number of residents who completed a post-secondary certificate or license



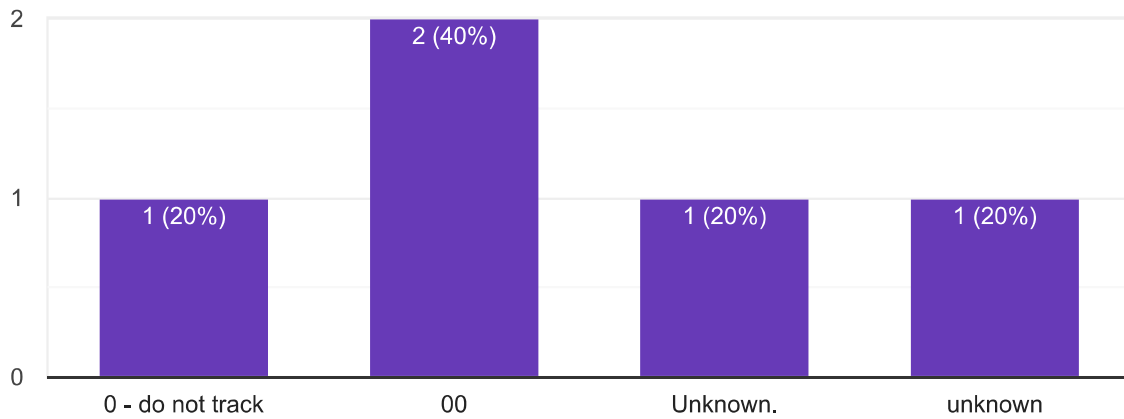
5 responses



Education: Number of residents who completed some college



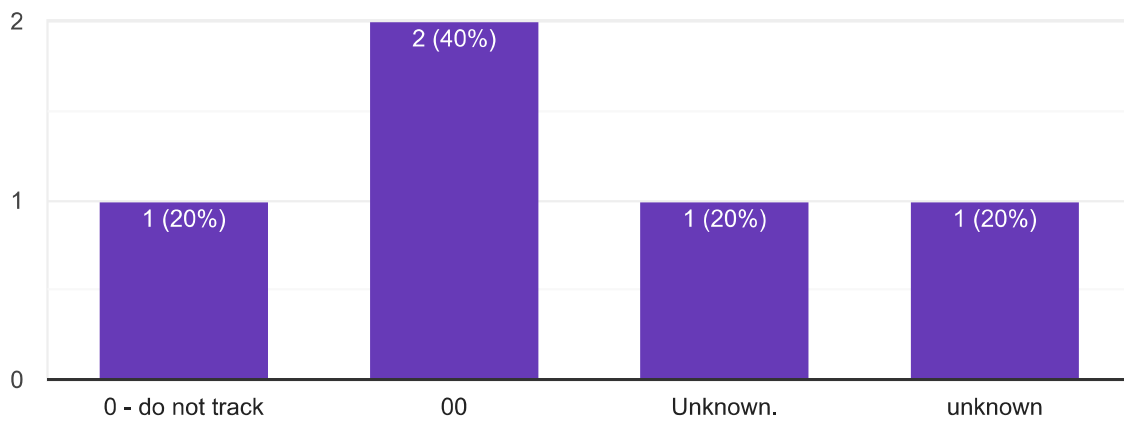
5 responses



Education: Number of residents who completed an Associate's degree



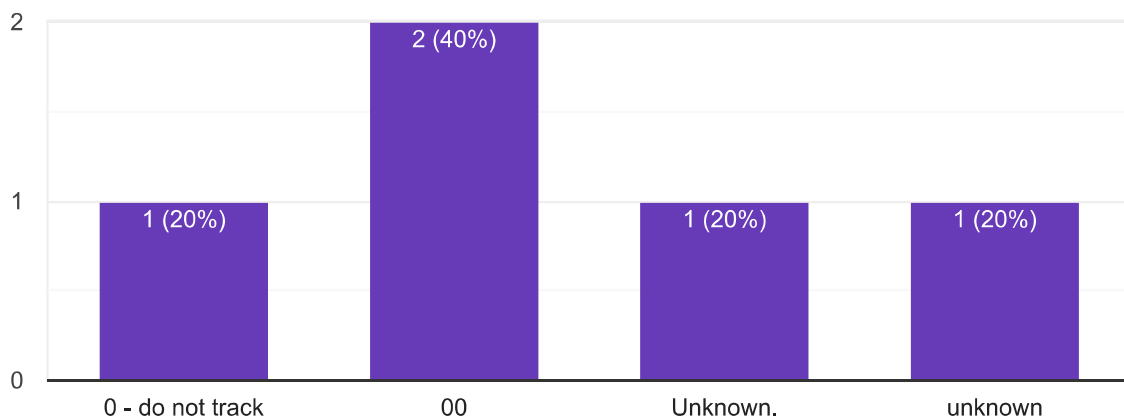
5 responses



Education: Number of residents who completed a Bachelor's degree



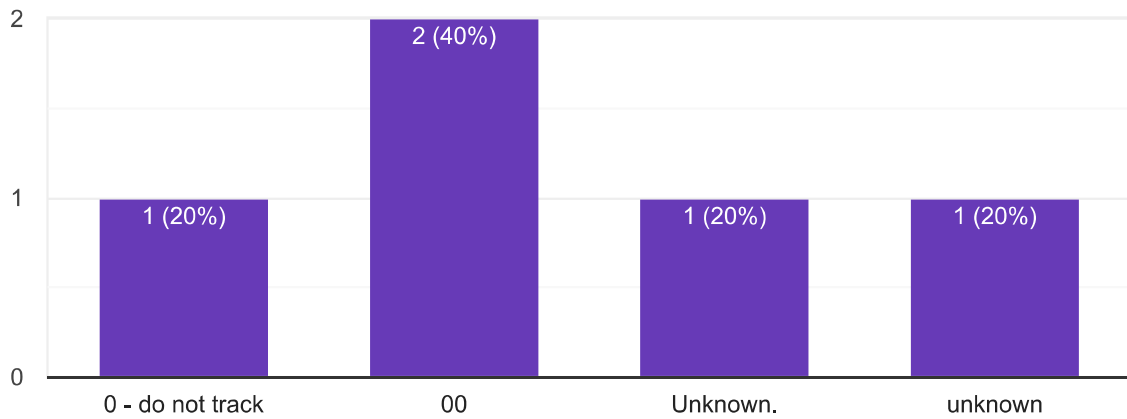
5 responses



Education: Number of residents who completed some graduate school



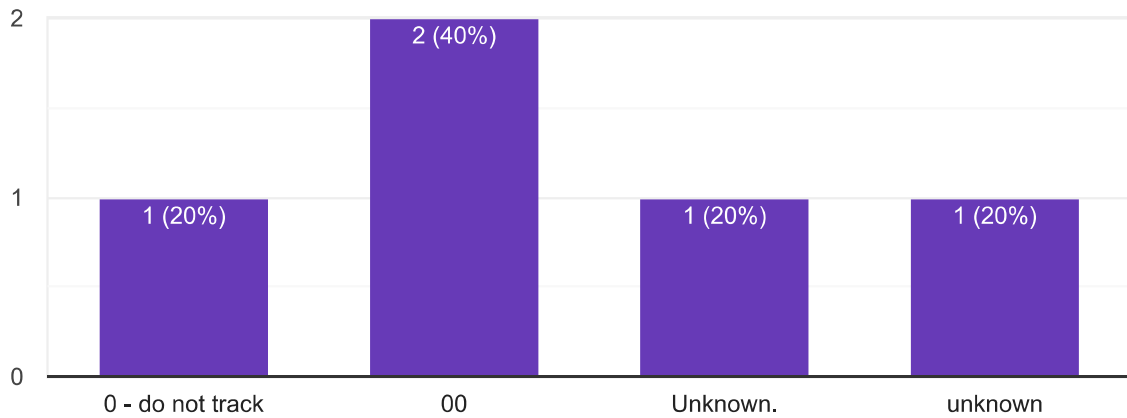
5 responses



Education: Number of residents who completed a Master's degree



5 responses



Community connections: what resources do residents most frequently access? (public transportation, food banks, mental health care services)

5 responses

food banks

Public transportation, food banks

00

0 - do not track

Public transportation, clinic, food banks, education, employment.



Commissioner demographics

Gender identity: number of Female Commissioners

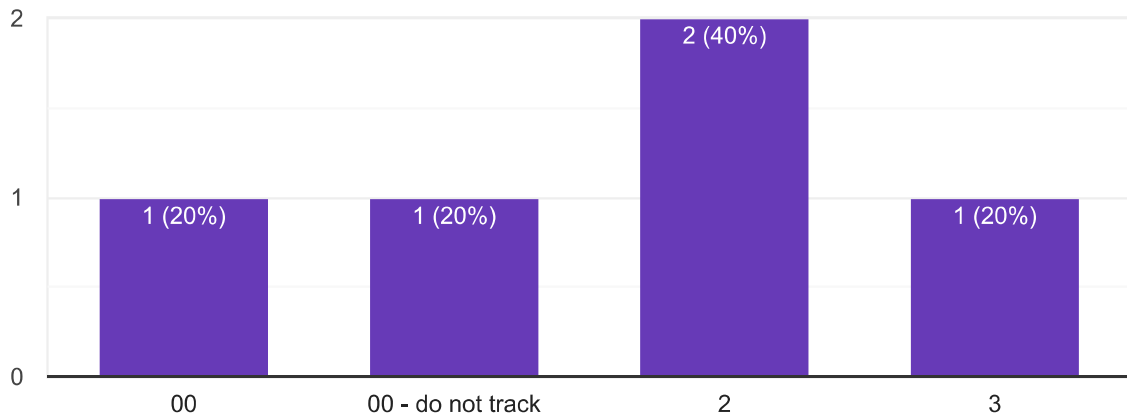
5 responses



Gender identity: number of Male Commissioners

 Copy

5 responses

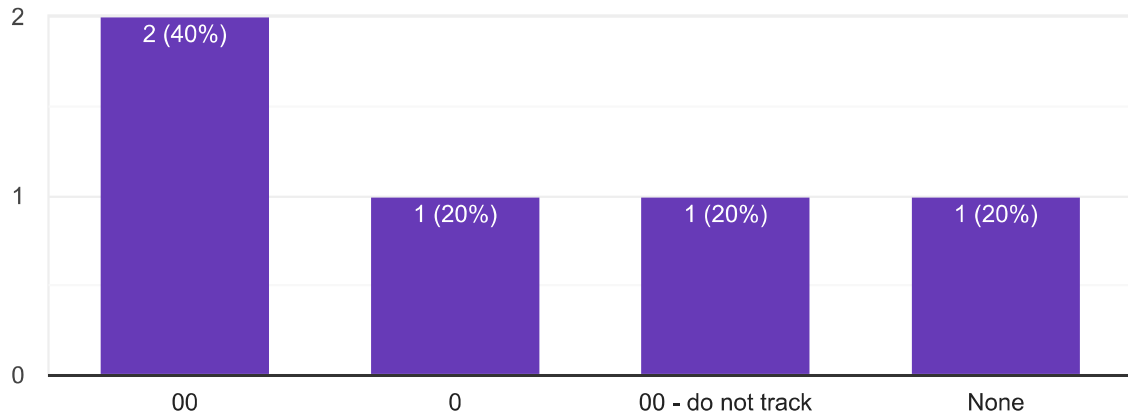


Gender identity: number of Trans Female (MTF or Male to Female)



Commissioners

5 responses

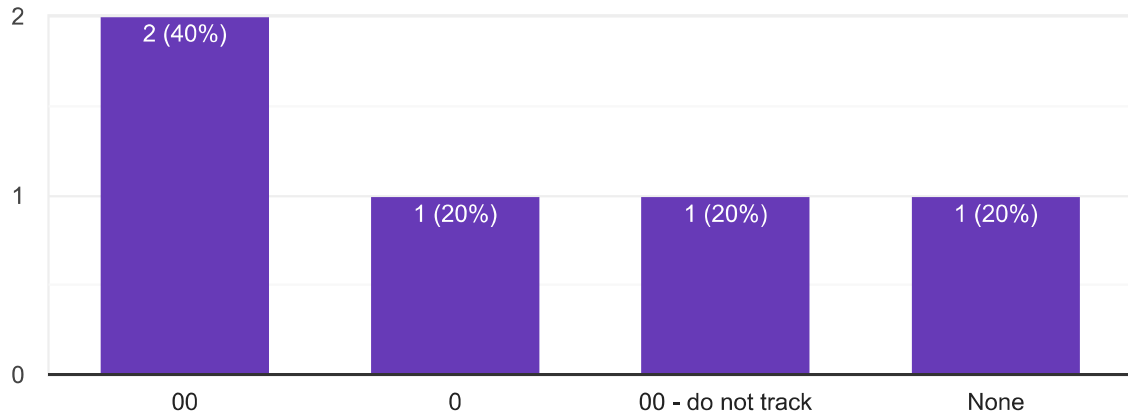


Gender identity: number of Trans Male (FTM or Female to Male)



Commissioners

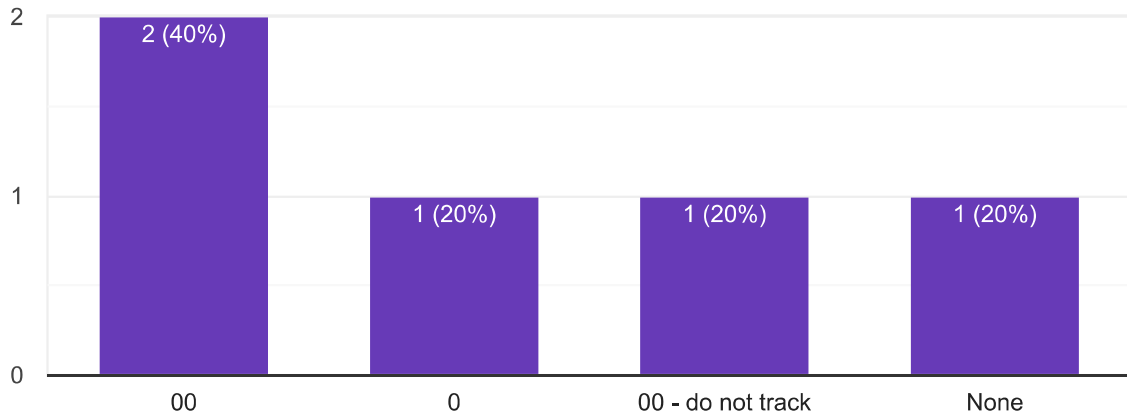
5 responses



Gender identity: number of Gender Non-Conforming (i.e. not exclusively male or female) Commissioners



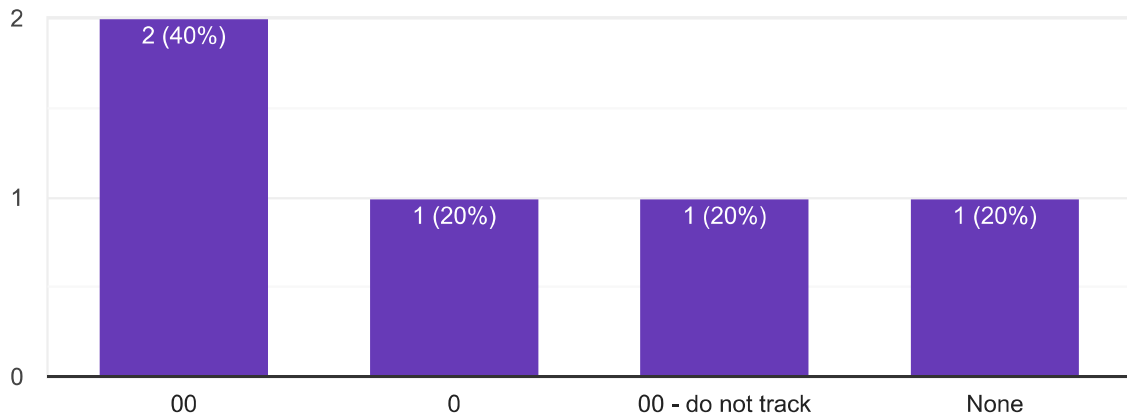
5 responses



Gender identity: number of Unknown/Other Commissioners



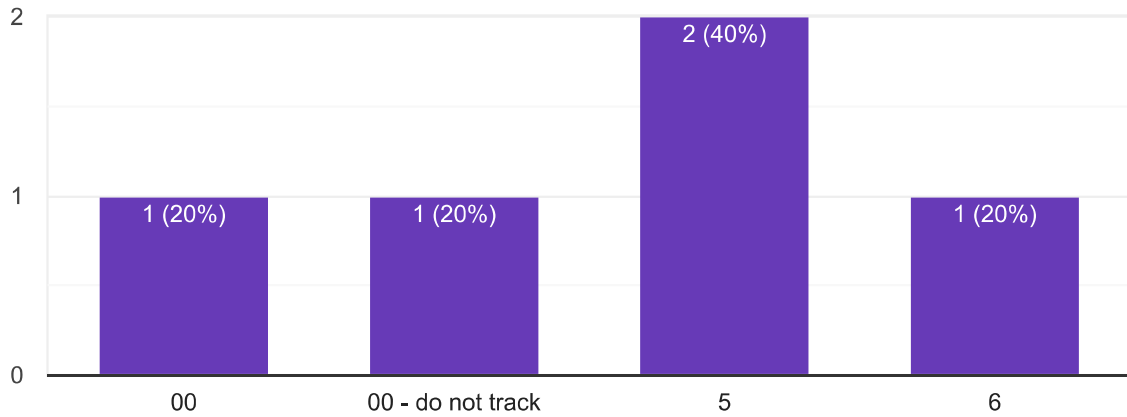
5 responses



Ethnicity: number of Non-Hispanic/Non-Latino Commissioners



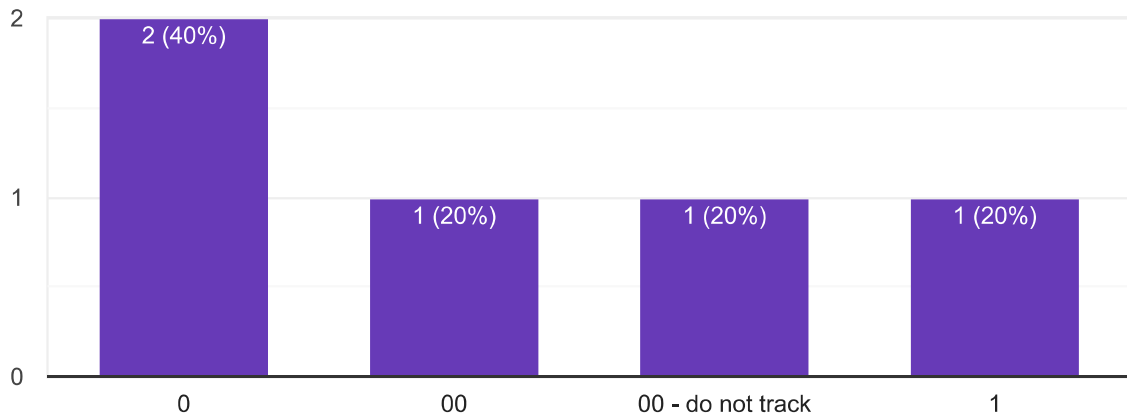
5 responses



Ethnicity: number of Hispanic/Latino Commissioners



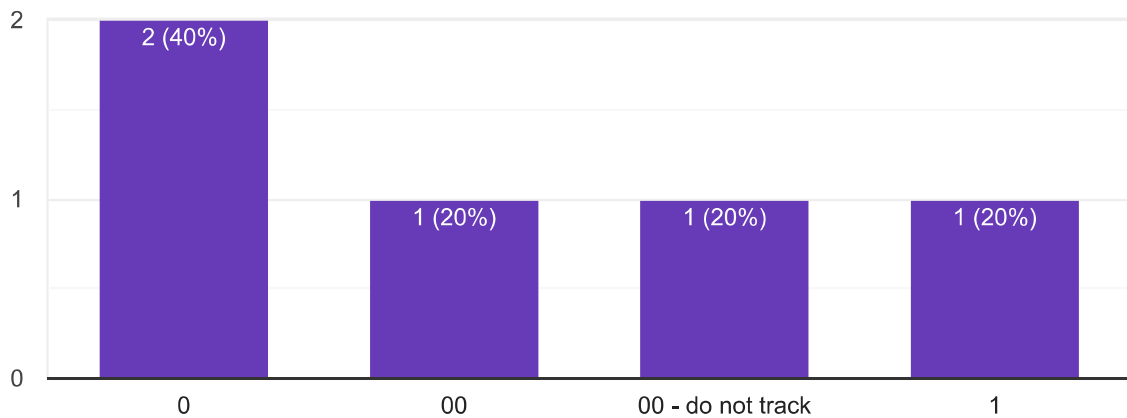
5 responses



Race: number of American Indian or Alaska Native Commissioners



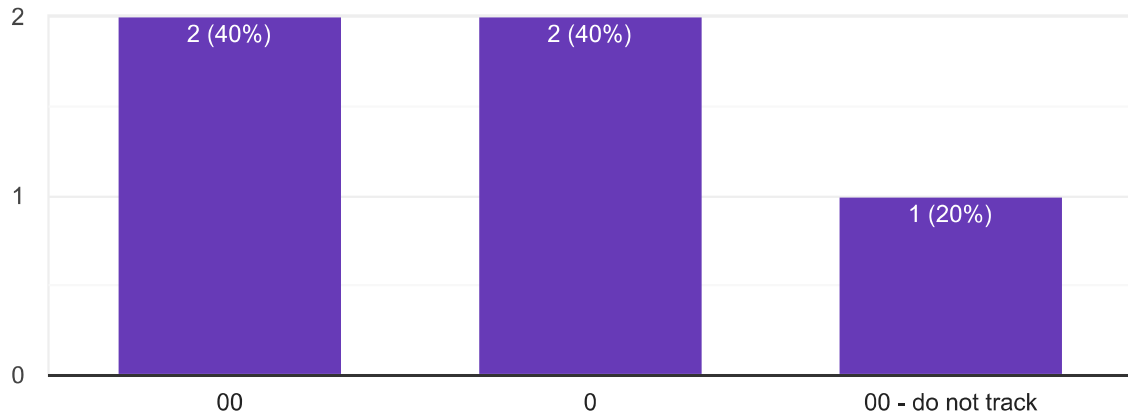
5 responses



Race: number of Asian Commissioners



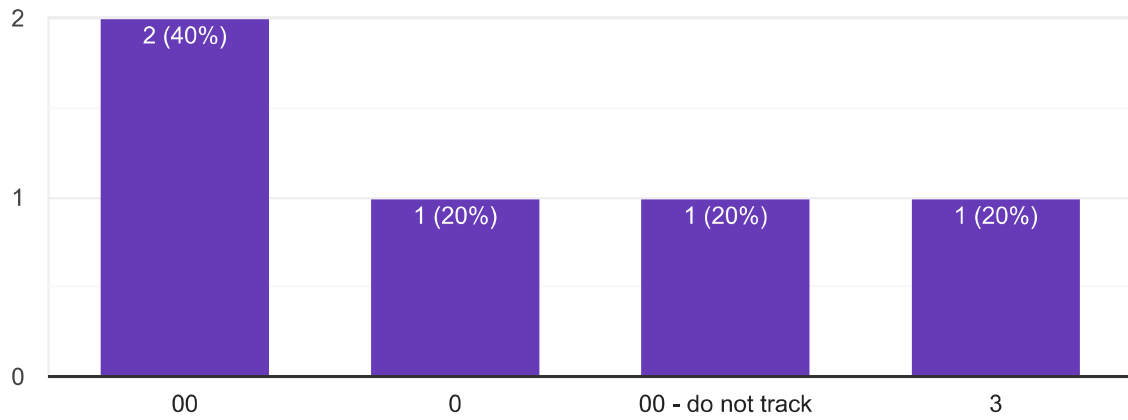
5 responses



Race: number of Black or African American Commissioners



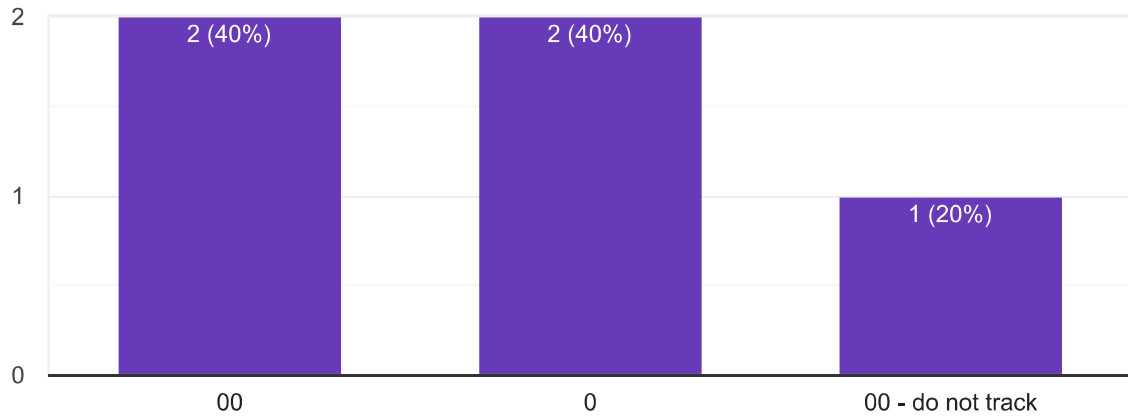
5 responses



Race: number of Native Hawaiian or Other Pacific Islander Commissioners



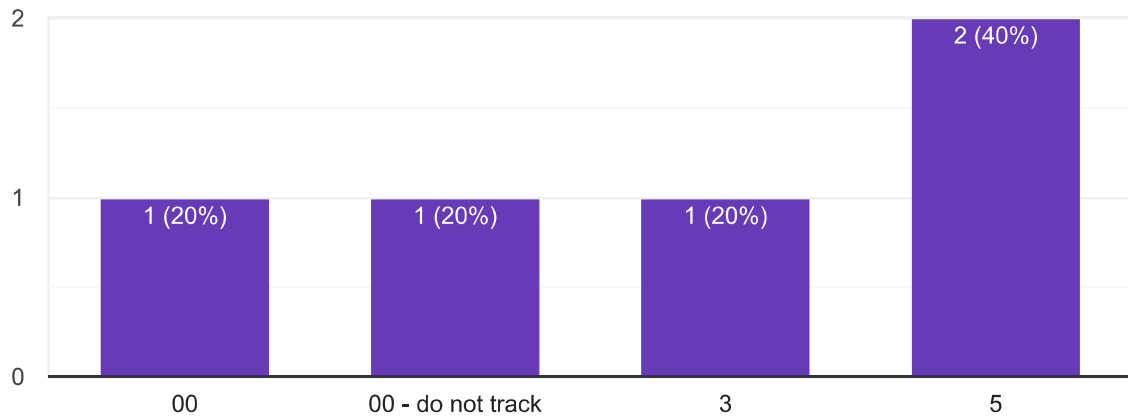
5 responses



Race: number of White Commissioners



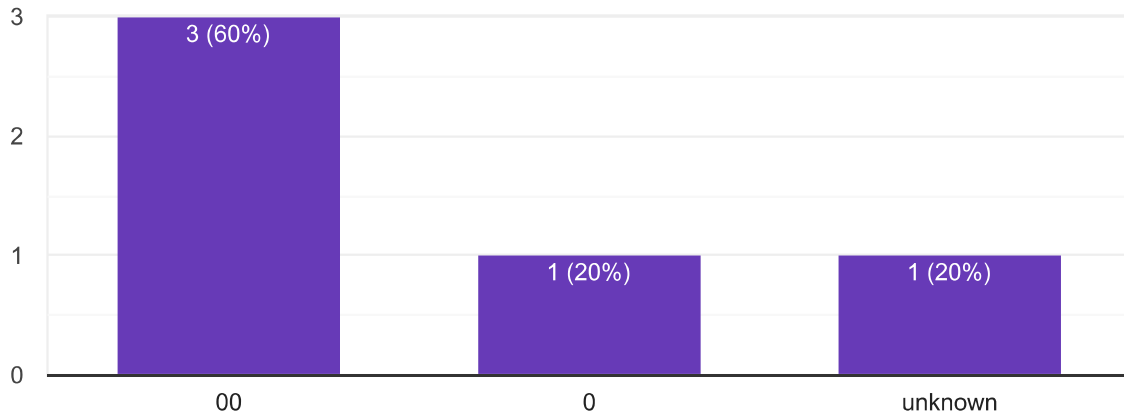
5 responses



Race: number of Commissioners with multiple races



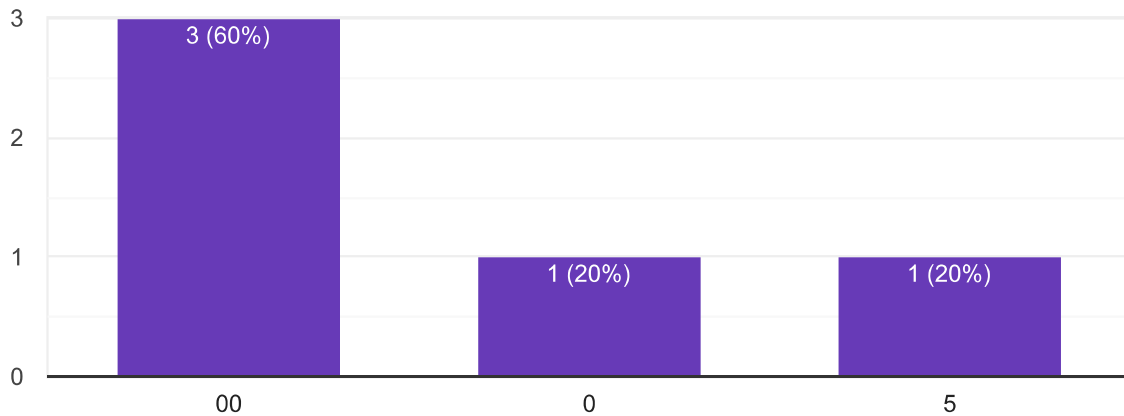
5 responses



Race: number of Unknown/Other Commissioners



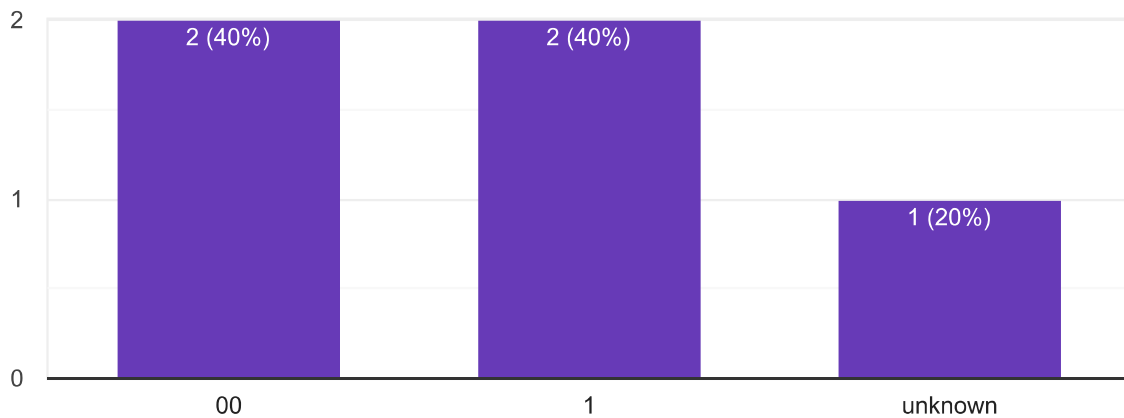
5 responses



Number of Commissioners who qualify for disability benefits.



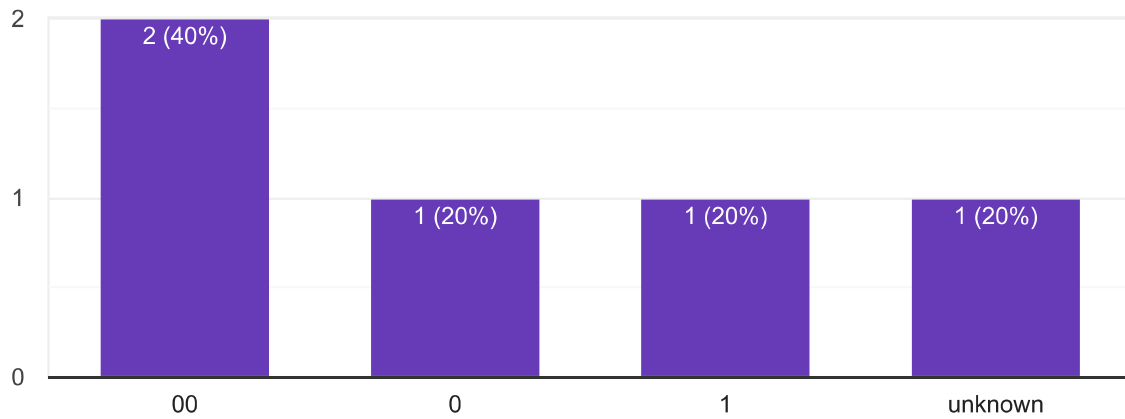
5 responses



Number of Commissioners who are Veterans.



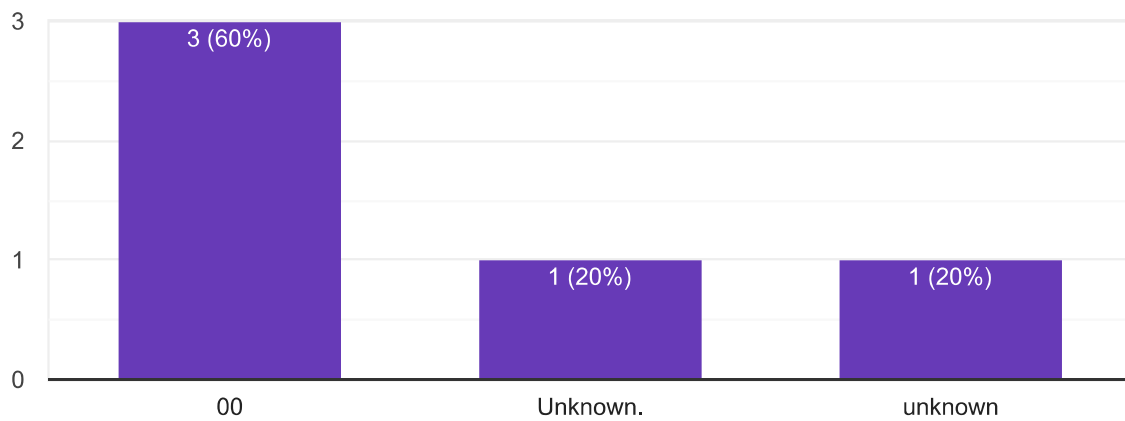
5 responses



Number of Commissioners who identify as LGBTQ+



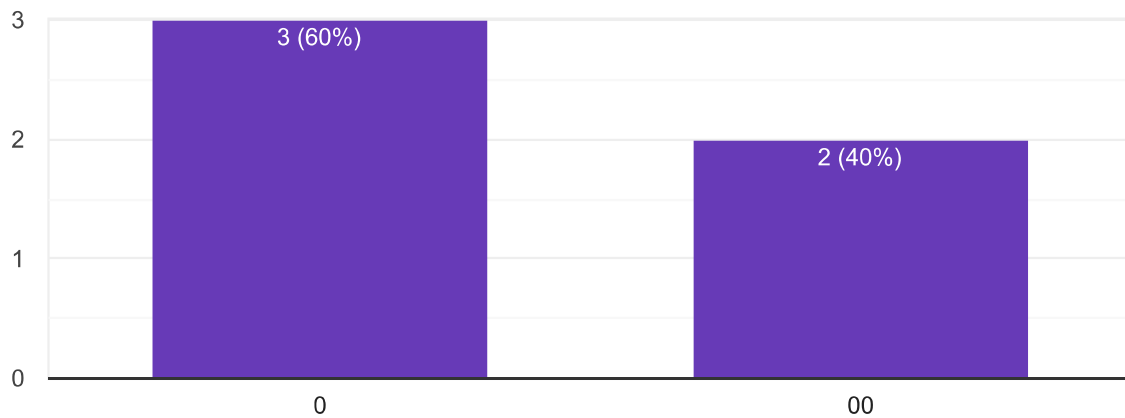
5 responses



Age: number of Commissioners age 6-17



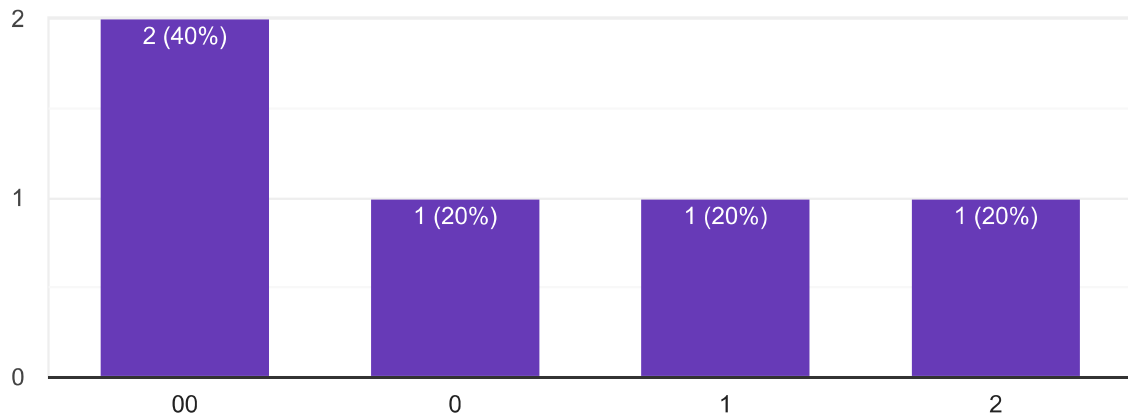
5 responses



Age: number of Commissioners age 18-50



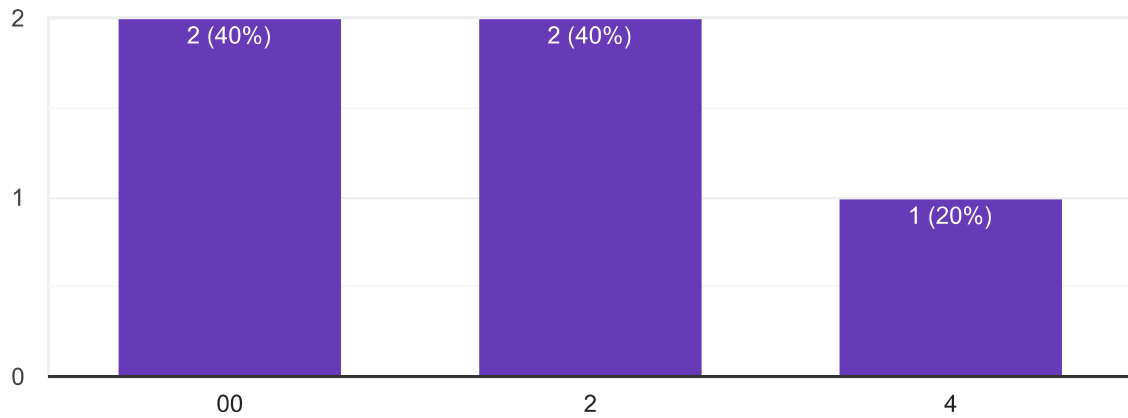
5 responses



Age: number of Commissioners age 51-61



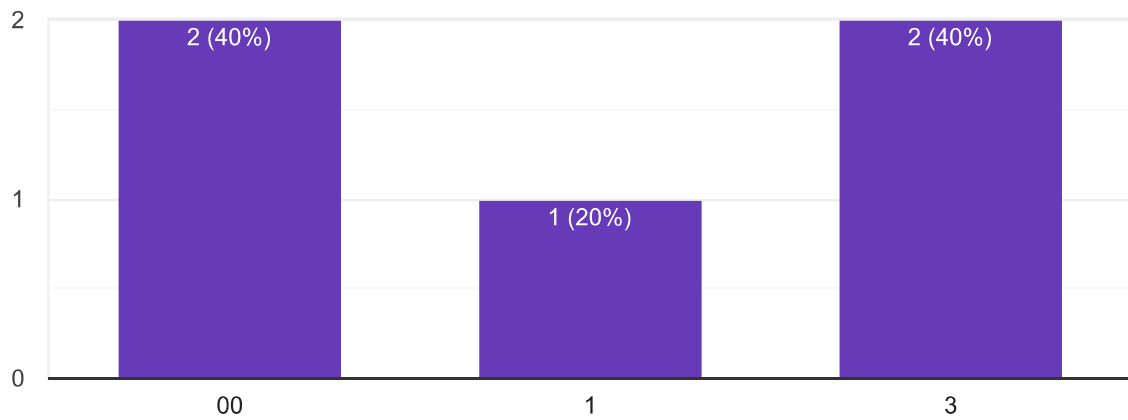
5 responses



Age: number of Commissioners age 62-82



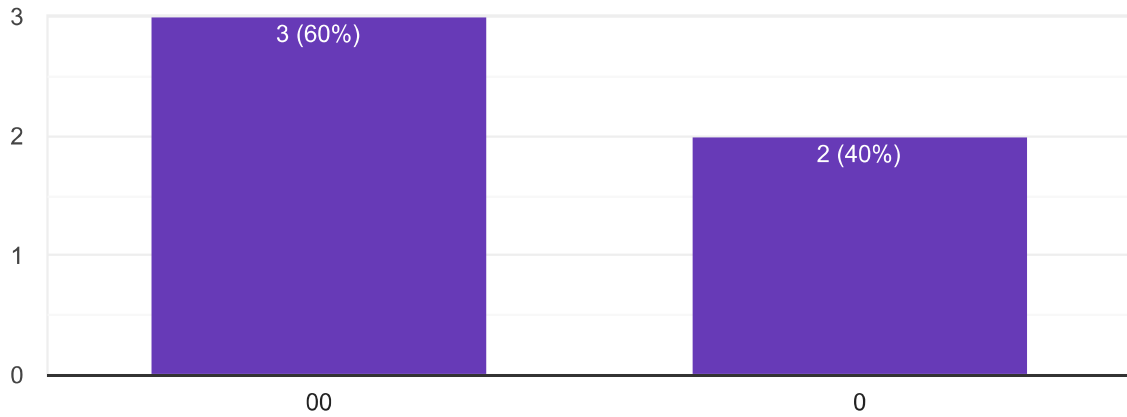
5 responses



Age: number of Commissioners age 83+



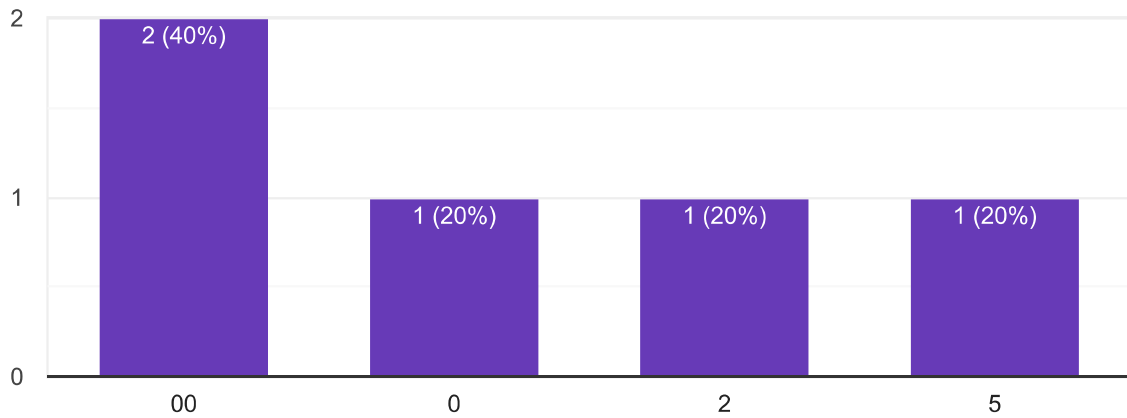
5 responses



Employment: Number of Commissioners who work Full Time



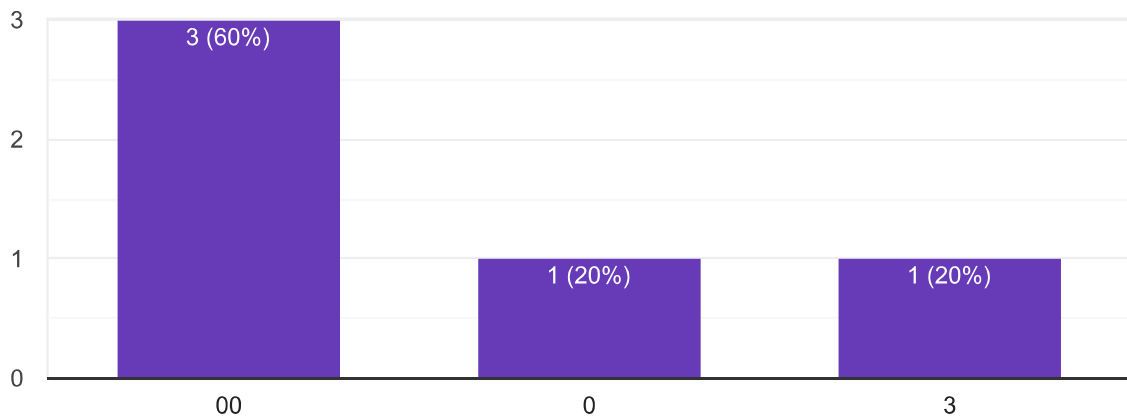
5 responses



Employment: Number of Commissioners who work Part Time



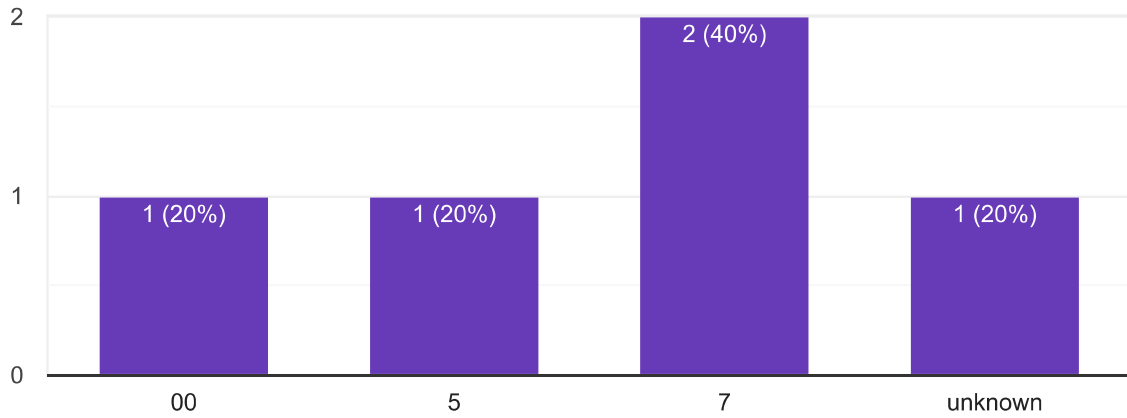
5 responses



Education: Number of Commissioners who completed secondary education (high school)



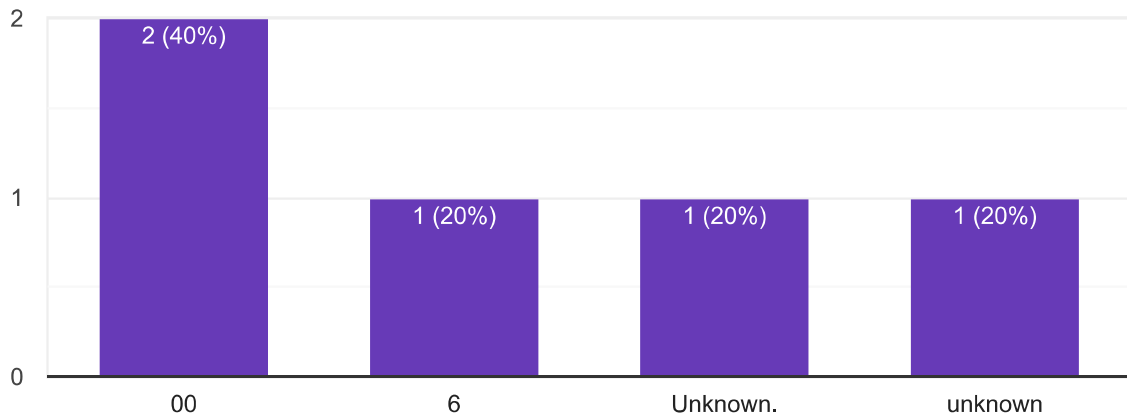
5 responses



Education: Number of Commissioners who completed some post-secondary education (e.g. vocational school, career technical such as automotive, medical, cosmetology, etc.)



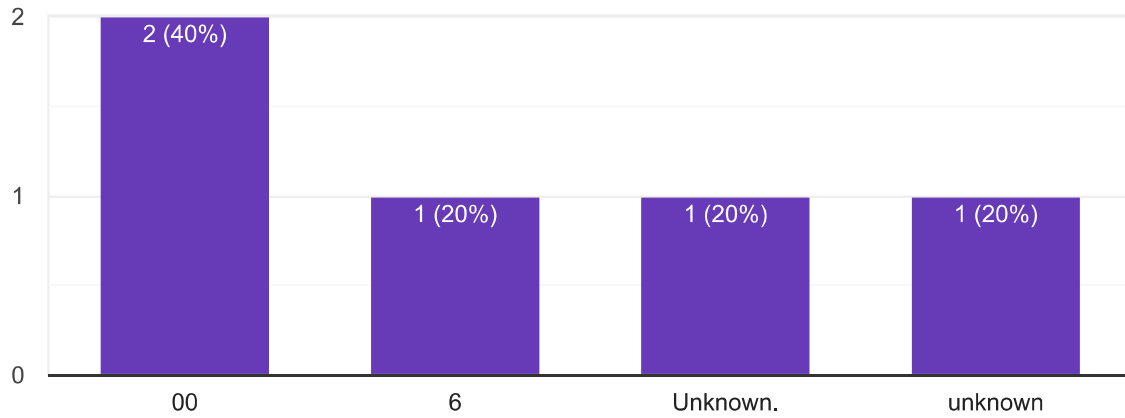
5 responses



Education: Number of Commissioners who completed a post-secondary certificate or license



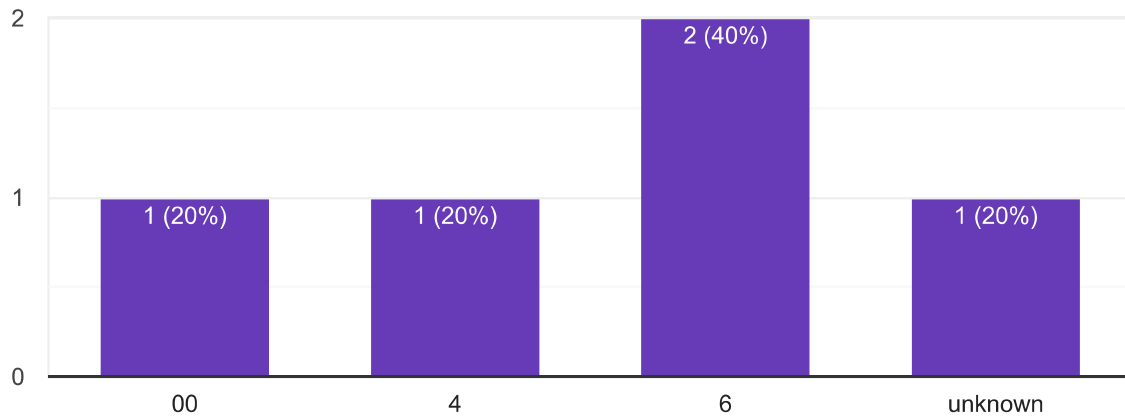
5 responses



Education: Number of Commissioners who completed some college



5 responses



Education: Number of Commissioners who completed an Associate's degree

5 responses

- 6
- unknown
- 00
- 1
- Unknown.



Education: Number of Commissioners who completed a Bachelor's degree

5 responses

6

unknown

00

5

Unknown.

Education: Number of Commissioners who completed some graduate school

5 responses

5

unknown

00

1

Unknown.

Education: Number of Commissioners who completed a Master's degree

5 responses

5

unknown

00

3

Unknown.



What orientation/onboarding/ongoing training is provided to Commissioners?

5 responses

One on one orientation with CEO, Encourage NAHRO Ethics and Fundamental, Offer PHADA commissioner conference

National Certification training, board retreat

A formal orientation process is developing and ongoing.

Orientation, including Commissioner notebook, provided to commissioners when oath is taken at start of term. As well, training is offered to commissioners through NAHRO workshops and conferences.

Commissioners Committee/Commissioners Handbook/HUD Exchange/Nonprofit program.

What advocacy training is provided to Commissioners?

5 responses

no specific training

NAHRO

Commissioners are encouraged to attend housing association training and conferences to learn more about their role and strategies in housing advocacy.

Training offered to commissioners through NAHRO via workshops / conferences.

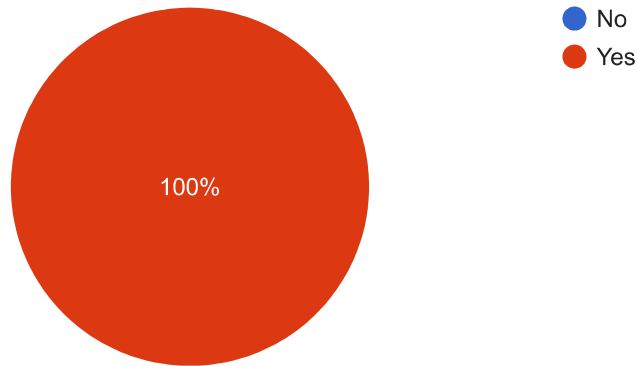
Commissioners Committee/Executive Director instruction/NAHRO



Are Commissioners provided with a copy of the NAHRO Handbook for Commissioners during orientation/onboarding?



5 responses



Please upload photos of "Commissioners at Work" (Housing Authority meetings, resident events, etc.)


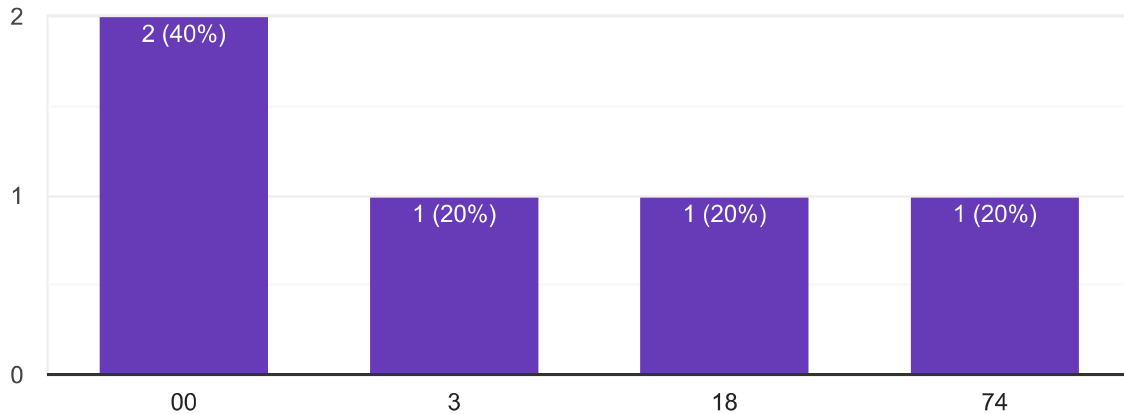
2 responses

Staff demographics

Gender identity: number of Female staff



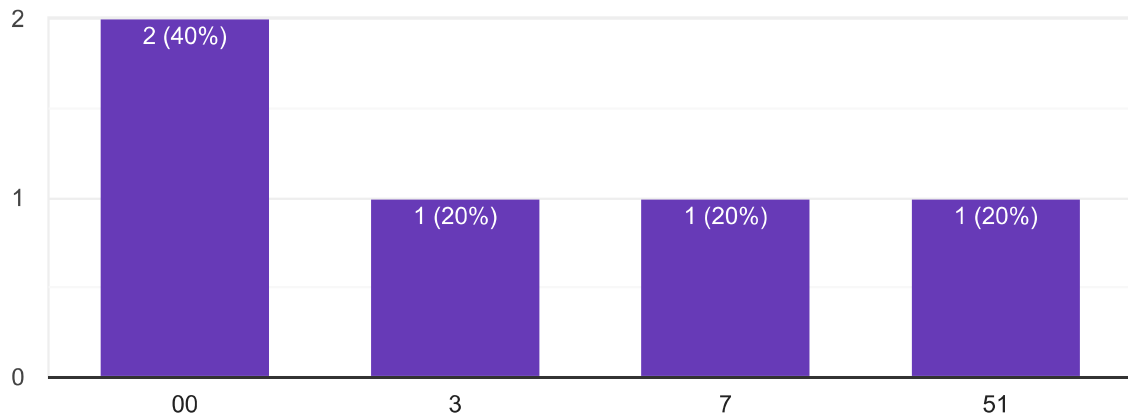
5 responses



Gender identity: number of Male staff



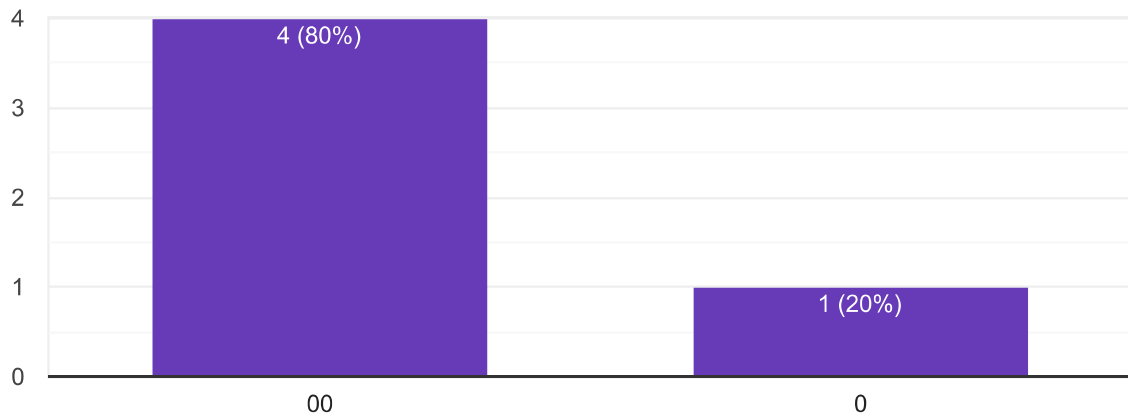
5 responses



Gender identity: number of Trans Female (MTF or Male to Female) Commissioners



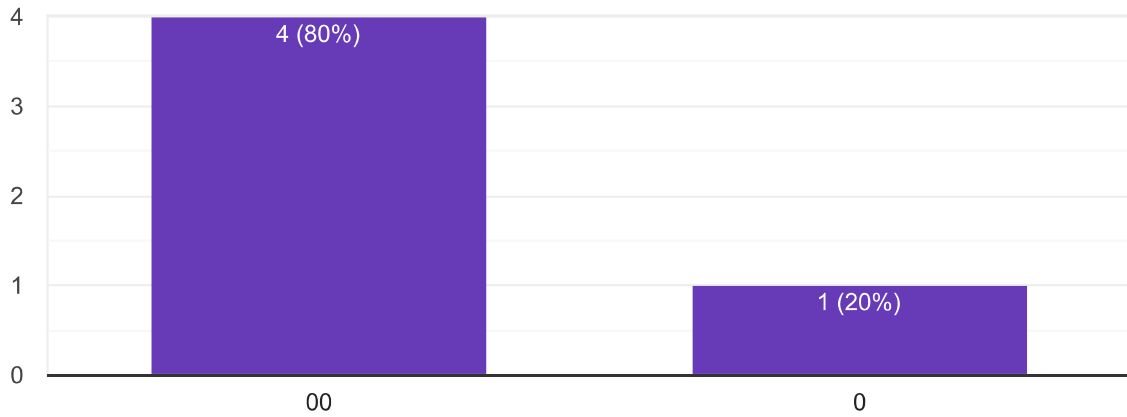
5 responses



Gender identity: number of Trans Male (FTM or Female to Male) staff



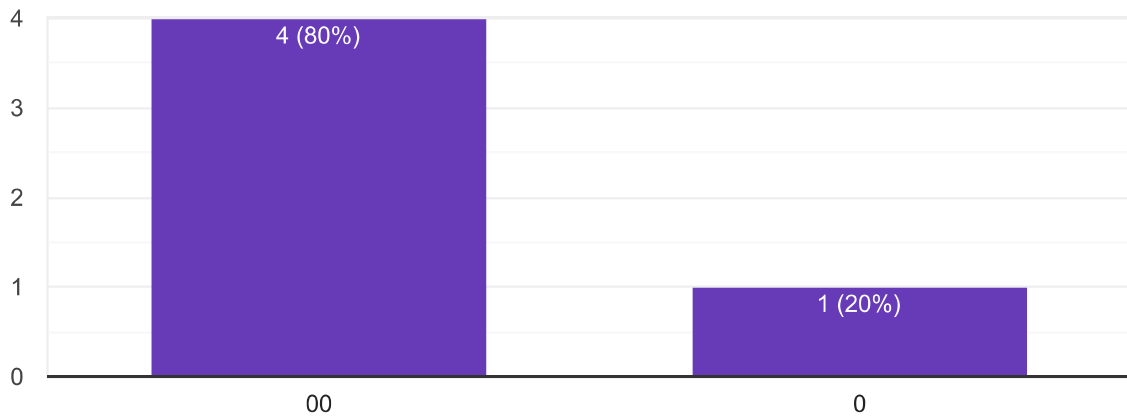
5 responses



Gender identity: number of Gender Non-Conforming (i.e. not exclusively male or female) staff



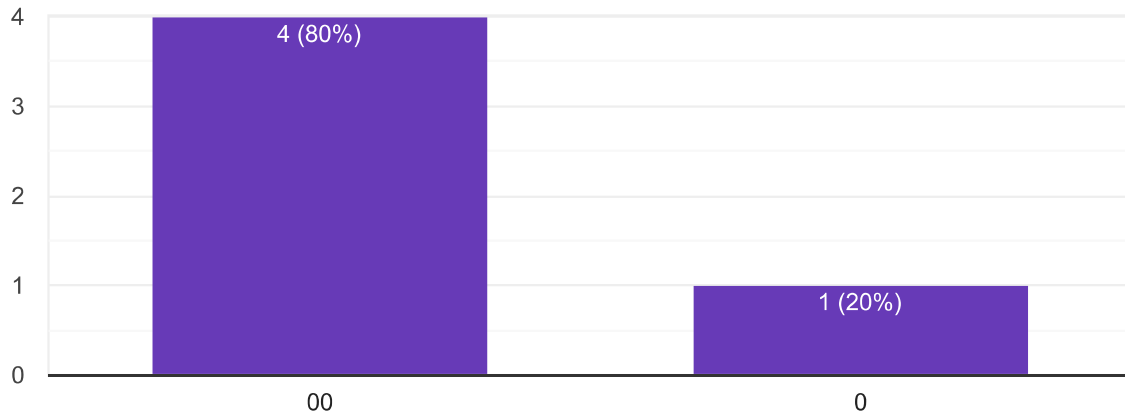
5 responses



Gender identity: number of Unknown/Other staff



5 responses



Ethnicity: number of Non-Hispanic/Non-Latino staff

5 responses

91

6

00

11(some unknown)

25

Ethnicity: number of Hispanic/Latino staff

5 responses

33

0

52%

35 (some unknown)

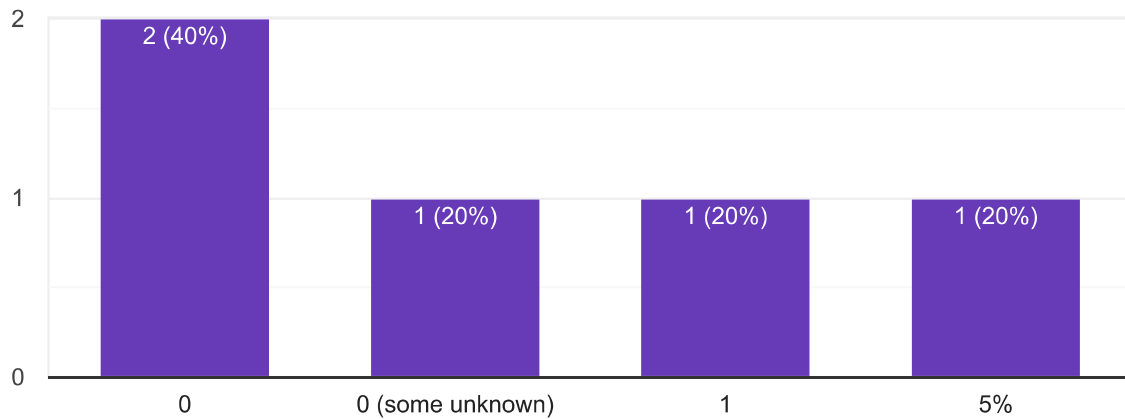
2



Race: number of American Indian or Alaska Native staff



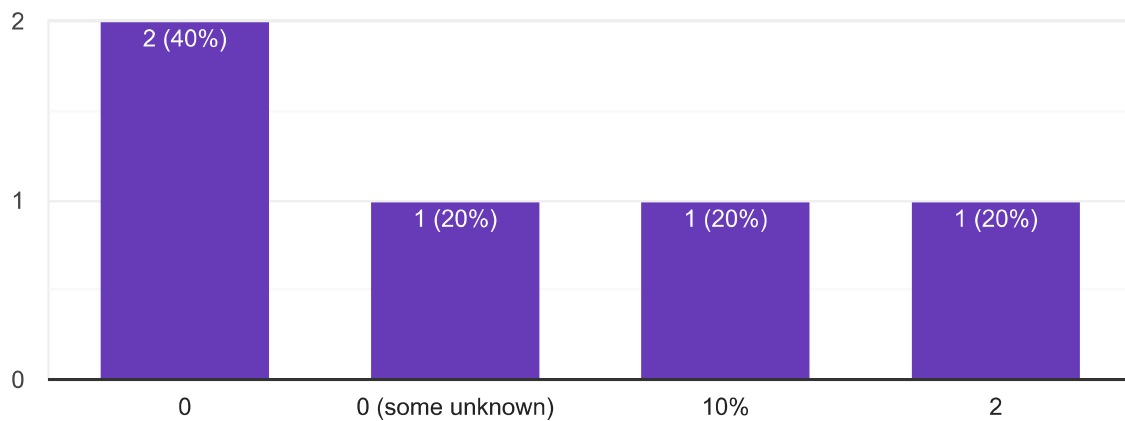
5 responses



Race: number of Asian staff



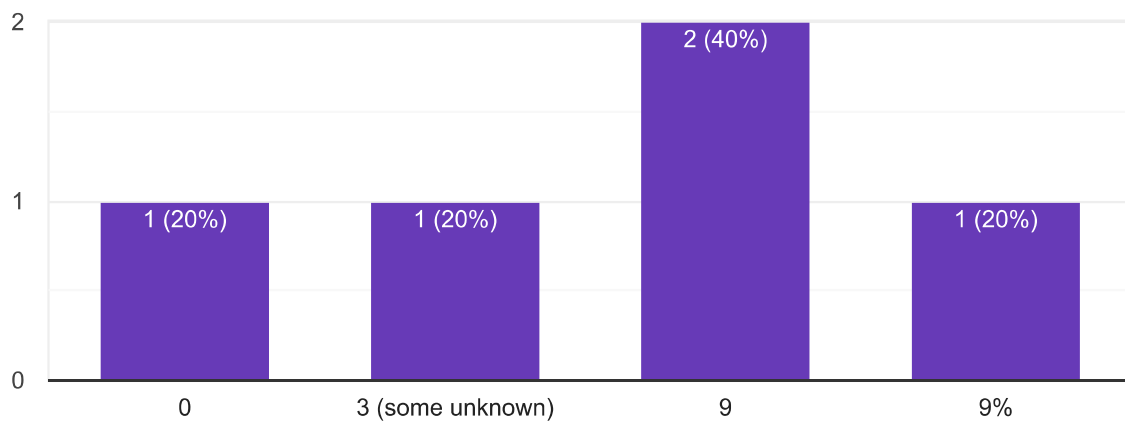
5 responses



Race: number of Black or African American staff



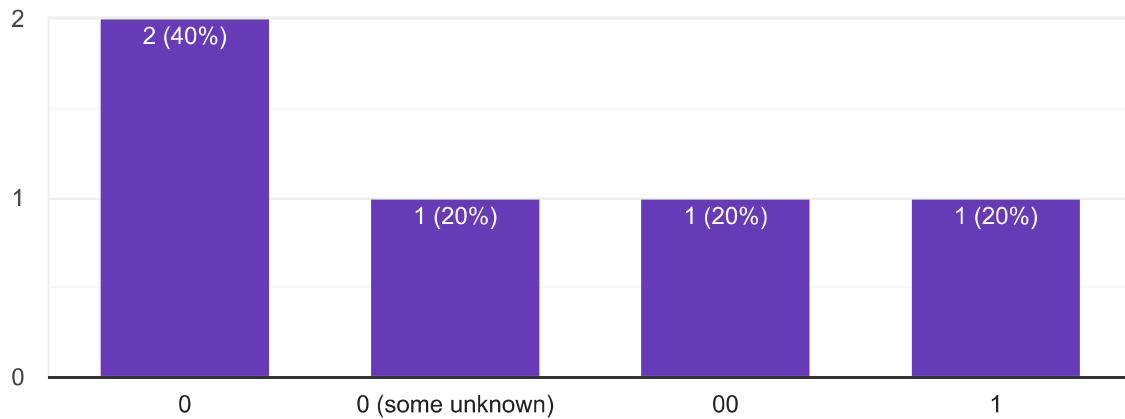
5 responses



Race: number of Native Hawaiian or Other Pacific Islander staff



5 responses



Race: number of White staff

5 responses

78

6

25%

43 (some unknown)

15

Race: number of staff with multiple races

5 responses

2

unknown

00

0 (some unknown)

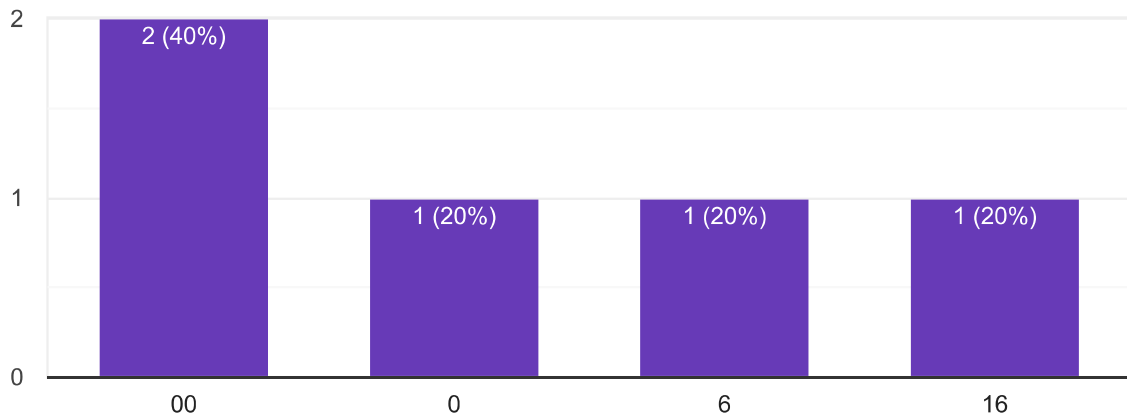
3



Race: number of Unknown/Other staff



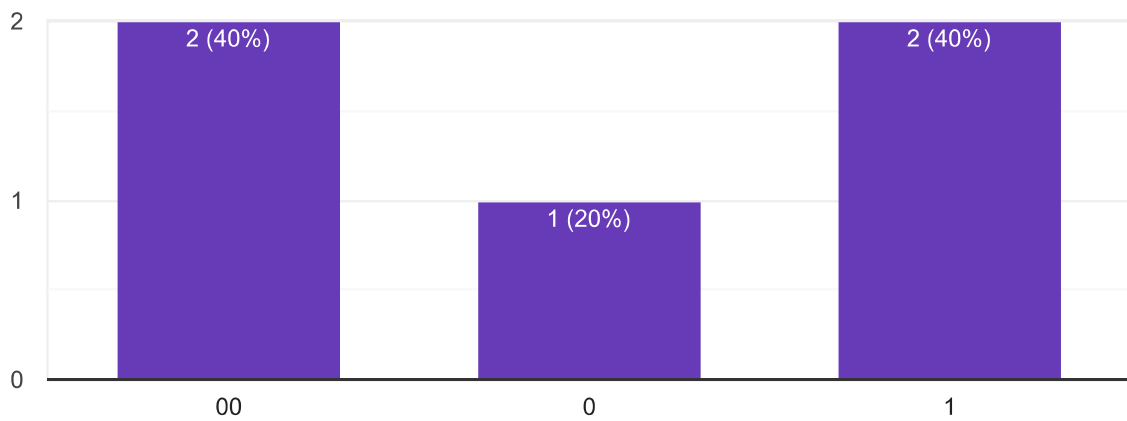
5 responses



Number of staff who qualify for disability benefits.



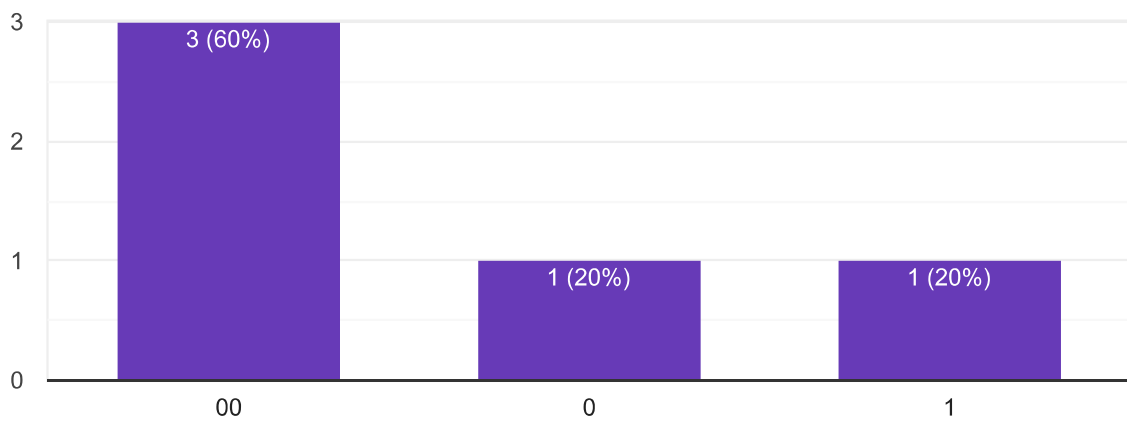
5 responses



Number of staff who are Veterans.



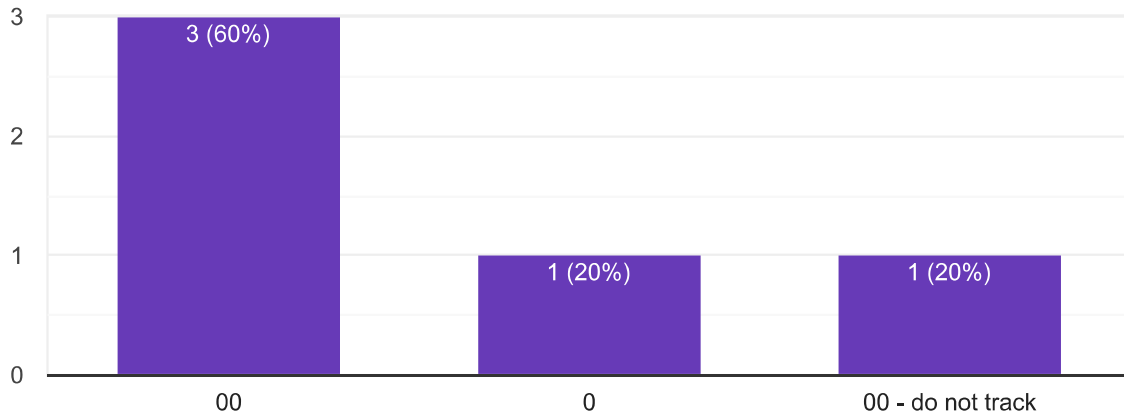
5 responses



Number of staff who identify as LGBTQ+



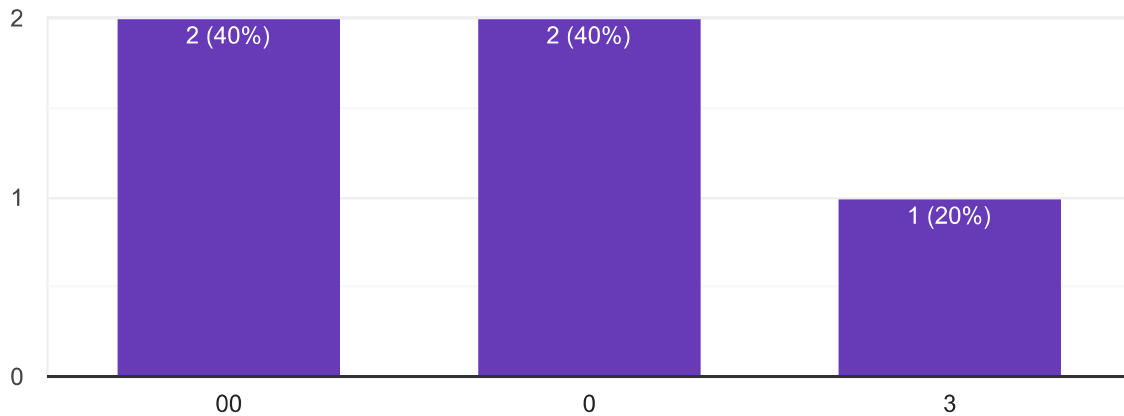
5 responses



Age: number of staff/interns age 6-17



5 responses



Age: number of staff age 18-50

5 responses

95

3

00

33

14



Age: number of staff age 51-61

5 responses

20

2

00

24

7

Age: number of staff age 62-82

5 responses

10

1

00

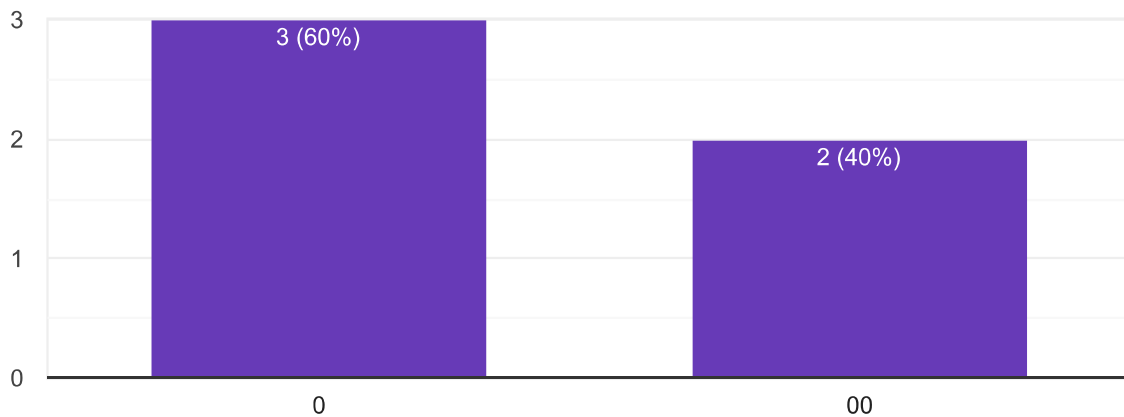
5

4

Age: number of staff age 83+



5 responses



Employment: Number of staff who work Full Time

5 responses

123

6

00

59

25

Employment: Number of staff who work Part Time

5 responses

2

0

00

3

1

Education: Number of staff who completed secondary education (high school)

5 responses


125

6

00

59 (estimated)

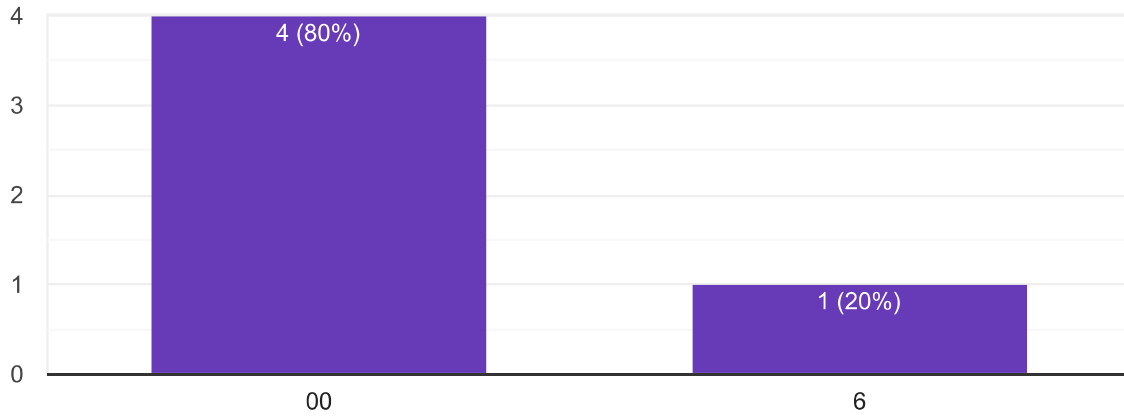
24



Education: Number of staff who completed some post-secondary education (e.g. vocational school, career technical such as automotive, medical, cosmetology, etc.)




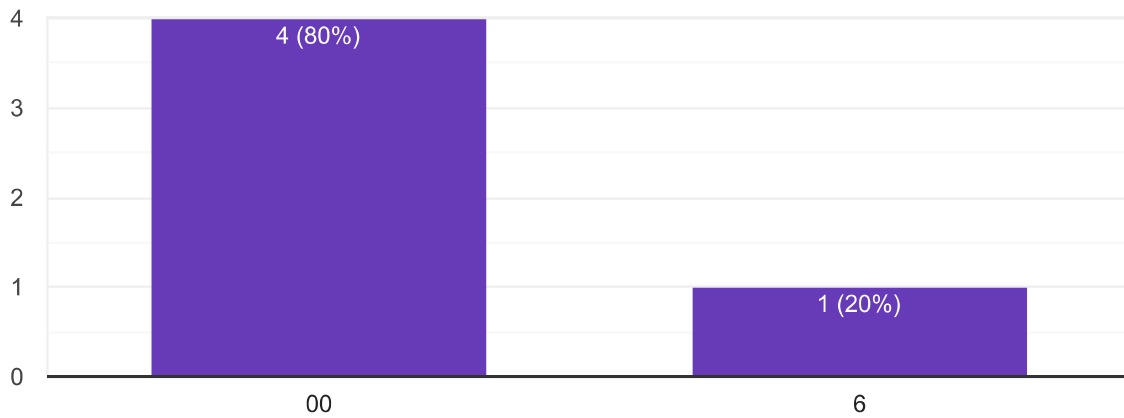
5 responses



Education: Number of staff who completed a post-secondary certificate or license



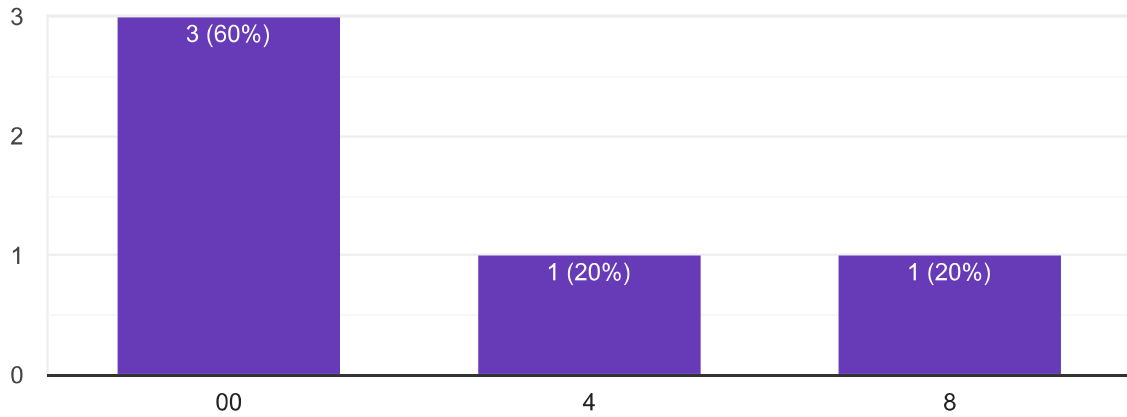
5 responses



Education: Number of staff who completed some college



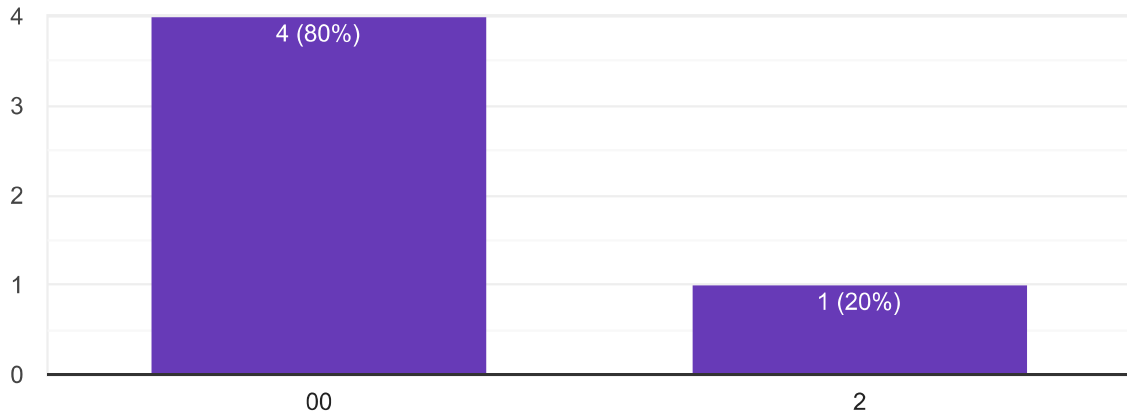
5 responses



Education: Number of staff who completed an Associate's degree



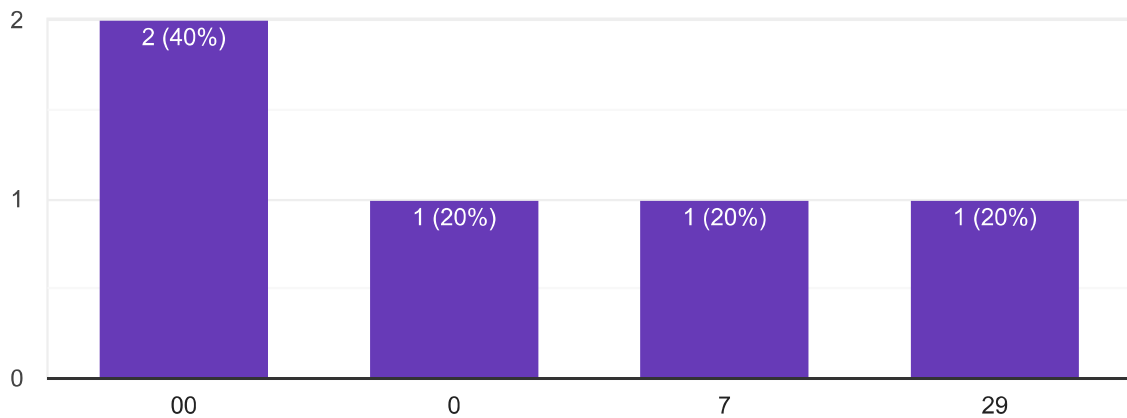
5 responses



Education: Number of staff who completed a Bachelor's degree



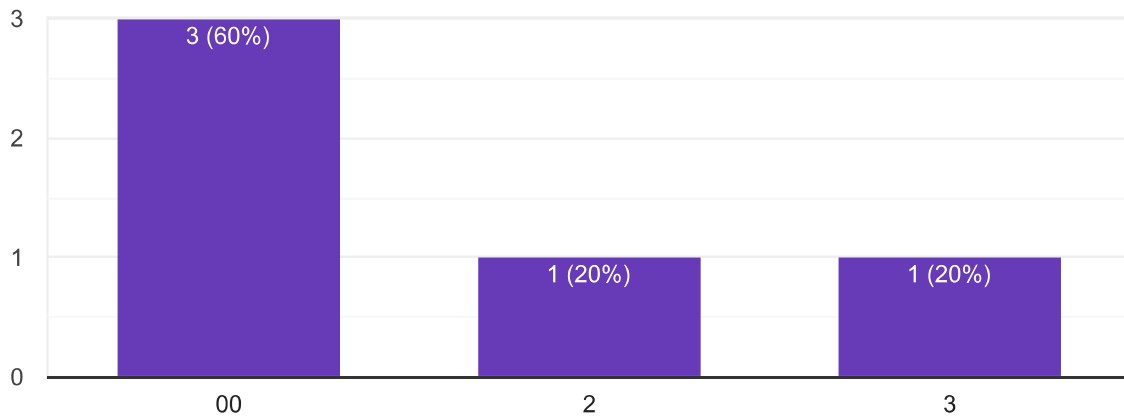
5 responses



Education: Number of staff who completed some graduate school



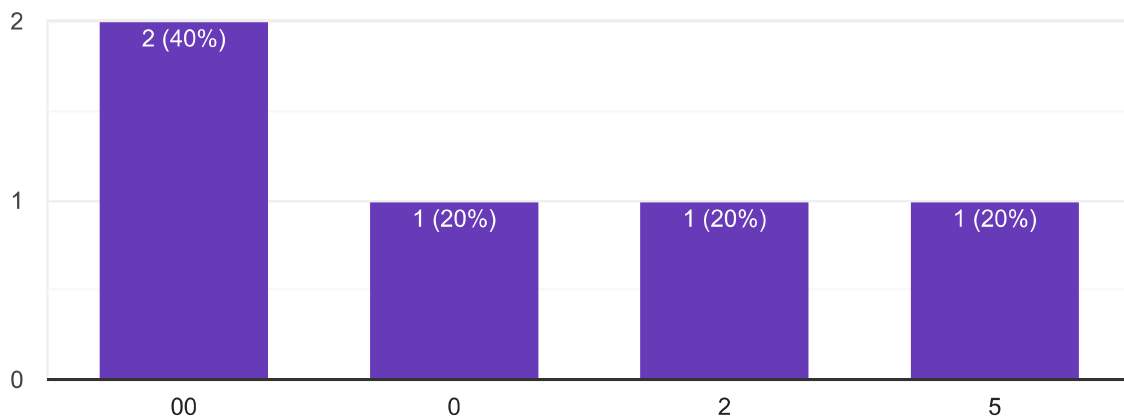
5 responses



Education: Number of staff who completed a Master's degree



5 responses



Human Resources

Please share tools for NAHRO members to use to advance diversity, equity and inclusion in communities including HR recruitment tools, board and staff development tools, communication tools, DEI planning for succession and sustainability, etc.

0 responses

No responses yet for this question.

0 responses

No responses yet for this question.

Submission



First Name of contact person who can respond to questions about survey submission

5 responses

janice

Lorri

Marc'

Tiffany

Alan

Last Name of contact person who can respond to questions about survey submission

5 responses

kimball

Brookman

Bady

Carter

Zais

E-mail address of contact person who can respond to questions about survey submission

5 responses

jjkimball@housingconnect.org

lbrookman@greenvillehousing.org

Mbady@fresnohousing.org

tcarter@hacsb.org

azais@nireach.org



Phone number of contact person who can respond to questions about survey submission

5 responses

801-284-4423

16167547179

901-569-0703

805-897-1040

815-963-2133 x 111

This content is neither created nor endorsed by Google. [Report Abuse](#) - [Terms of Service](#) - [Privacy Policy](#).

Google Forms

